

Catalog Number
Notes
Type

FEATURES & SPECIFICATIONS

INTENDED USE

Recessed LED kits include housing, trim, and wire connectors in one package. The LED kit is the most economical means to create a well lit environment with exceptional energy efficiency and near zero maintenance. The LED kit maintains at least 70% light output for 35,000 hours.

CONSTRUCTION

Steel housing with 3 remodel clips and 3 wire nuts for installation in existing plaster, sheet rock or mechanical ceiling. Heavy-gauge galvanized steel raceway arm. Durable, powder coat paint prevents rust. Easily converts to new construction application using accessories (sold separately).

Galvanized steel junction box with three 7/8" knockouts with slots for pryout. Not suitable for pulling wires.

Hook & hang snap-on J-box doors for easy access.

Rated for 90° C. Ground wire provided.

Utilizes 3000K color temperature LEDs.

OPTICS

Lower white baffle splay recesses optical system into the ceiling to prevent glare and provide a traditional look.

ELECTRICAL SYSTEM

High-efficiency driver mounted on the module. Primary power disconnect provided for simple connection to a dedicated LED connector in the housing.

Dimming down to 15%. See page 2 for recommended triac dimmers.

Standard input wattage is 9.0 W, 45 lumens per watt; equivalent to 50 watt Par20.

LISTINGS

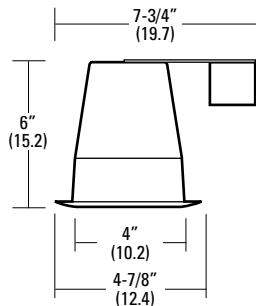
CSA certified for use in the US and Canadian safety standards. California T24 compliant. Damp location listed.

WARRANTY

Three year limited warranty covering defects in materials and workmanship, including LED and driver.

Note: Specifications subject to change without notice.

Specifications	
Aperture:	4" (10.2)
Ceiling opening:	4-1/8" (10.5)
Overlap trim:	4-7/8" (12.4)
Height:	6" (15.2)
Length:	7-3/4" (19.7)



All dimensions are inches (centimeters).

LED Recessed Downlighting

LK4 4" LED Recessed Kit

IC/Non-IC
New & Remodel Construction



ORDERING INFORMATION

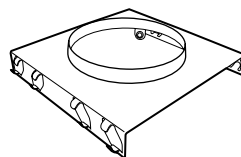
For shortest lead times, configure products using **bolded options**.

Example: LK4BMW LED

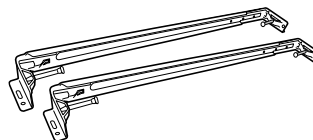
LK4	B	MW	LED		
Series	Reflector	Finish	Lamps/Lumens	Color Temperature	Voltage
LK4 4" LED recessed kit	B Baffle	MW Matte white	LED 400 lumens	(blank) 3000K	(blank) 120V

Accessories: Order as separate catalog number.

LK4AP	4" new construction pan
LKABH	Hanger bars for conversion to new construction



LK4AP
New Construction Pan

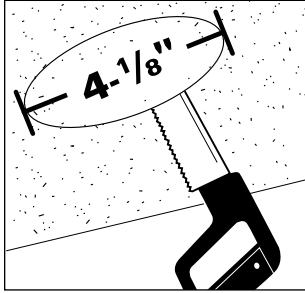


LKABH
Hanger Bars

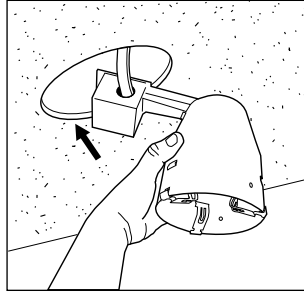
4" LED Recessed Downlighting Kit

INSTALLATION

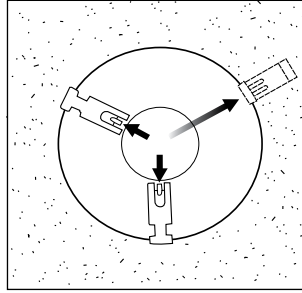
The following instructions are for remodel applications. New construction applications require new construction pan and hanger bars (see accessories).



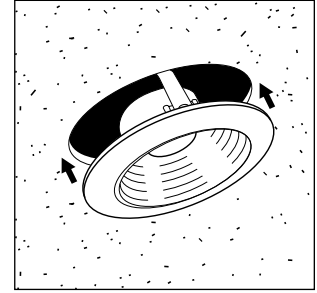
Step 1:
Using provided stencil, trace cutout lines for housing hole on ceiling. Use saw to make appropriate 4-1/8" cutout.



Step 2:
Using provided wire connectors, connect wires (black to black; white to white; ground to ground) and insert housing into ceiling.



Step 3:
Snap (3) springs to secure housing to ceiling.



Step 4:
Insert trim into housing.

DIMMING & ENERGY DATA

COMPATIBLE DIMMER SWITCHES		
MANUFACTURER	MODEL/SERIES	PART NO.
LUTRON	Skylark	CTCL-153PDH
		S2-LH-WH
		S-10PR
	Diva	DV-600PR
	Toggler	TGLV-600PR
LEVITON	Decora	IPI06
		6631
		6683
	Vizia	VPI06
COOPER	Aspire	9530

ENERGY DATA*	
Lumens	400
Min. starting temp	-18°C (0°F)
EMI/RFI	FCC Title 47 CFR, Part 15, Class B
Sound rating	Class A standards
Input voltage	120V
Min. power factor	0.80
Input frequency	50/60 Hz
Rated wattage	9.0W
Input power	9.0W
Input current	0.089A

*Values at non-dimming line voltage.