

## FEATURES & SPECIFICATIONS

**INTENDED USE** — A general purpose and energy-efficient surface-mounted or suspended LED fixture, suitable for wet, damp and/or cold locations. For vapor-tight demanding environments where moisture or dust is a concern and where relatively low fixture mounting heights and wide fixture spacing are common. Typical applications include industrial facilities, parking garages, retail malls, multi-purpose rooms, garden centers, and food processing. **Certain airborne contaminants can diminish the integrity of acrylic and/or polycarbonate.** [Click here for Acrylic-Polycarbonate Compatibility table for suitable use.](#)

**Certain airborne contaminants may adversely affect the functioning of LEDs and other electronic components, depending on various factors such as concentrations of the contaminants, ventilation, and temperature at the end-user location.** [Click here for a list of substances that may not be suitable for interaction with LEDs and other electronic components.](#)

**CONSTRUCTION** — One-piece 5VA fiberglass housing with integral perimeter channel utilizing continuous poured-in-place NEMA 4X gasket. Approved as a wireway and for through wiring. Captive polymeric latches are standard. Stainless steel latches (#316) available as an option for food processing or more demanding applications.

Power connection is easily accomplished through pre-drilled holes. Fixture easily mounts to ceilings and other solid structures, or can be suspended with chain, cable or rod using stainless steel mounting brackets (included).

**OPTICS** — Injection molded, acrylic lens (.080" thick) provides high impact-resistance comparable to 100% DR. A UV stabilized polycarbonate diffuser is available (.080" thick) in clear or frosted for additional impact strength where vandal protection is desired.

Expected service life of 60,000 hours at 80% lumen maintenance (L80); predicted life of more than 100,000 hours.

**ELECTRICAL** — Utilizes high-efficiency LEDs mounted to core circuit boards. High-efficiency drivers operate 120-277 (MVOLT) and 347-480 (HVOLT) offered with 0-10 volt dimming. Standard Luminaire Surge Protection Level: 6kV/3kA Surge Rated per ANSI C82.77-5-2015.

**INSTALLATION** — Fixture can be surface or suspended mounted. Pre-punched stainless steel mounting brackets are included (two per luminaire) for easy field-attachment of bolts, screws and other mounting hardware. A covered ceiling is not required to maintain wet location listing or IP rating.

**LISTINGS** — CSA Certified to UL and C-UL Standards. Suitable for wet location. Covered ceiling not required to maintain wet location listing or IP ratings. IP65, IP66, IP67 rated and certified to meet NSF Splash Zone 2. NEMA 4X rated. Sensors maintain IP65 and IP66 only. See chart on page 5 for Ambient Temperatures. DesignLights Consortium® (DLC) Premium qualified product and DLC qualified product. Not all versions of this product may be DLC Premium qualified or DLC qualified. Please check the DLC Qualified Products List at [www.designlights.org/OPL](http://www.designlights.org/OPL) to confirm which versions are qualified.

**WARRANTY** — 5-year limited warranty. Complete warranty terms located at: [www.acuitybrands.com/support/customer-support/terms-and-conditions](http://www.acuitybrands.com/support/customer-support/terms-and-conditions)





**NOTE:** Actual performance may differ as a result of end-user environment and application. All values are design or typical values, measured under laboratory conditions at 25 °C. Specifications subject to change without notice.

Catalog Number
Notes
Type

### Low-Profile Enclosed and Gasketed Industrial

# FEM LED

SURFACE/ SUSPENDED MOUNT



### Stock configurations are offered for shorter lead times:

Standard Part Number	Stock Part Number
FEM L48 4000LM LPAFL MD MVOLT GZ10 40K 80CRI	FEM L48 4L MVOLT
FEM L48 4000LM LPAFL MD MVOLT GZ10 50K 80CRI	FEM L48 4L MVOLT 5K

### A+ Capable Luminaire

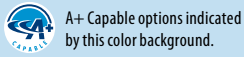
This item is an A+ capable luminaire, which has been designed and tested to provide consistent color appearance and out-of-the-box control compatibility with simple commissioning.

- All configurations of this luminaire meet the Acuity Brands' specification for chromatic consistency
- This luminaire is part of an A+ Certified solution for nLight® or XPoint™ Wireless control networks marked by a **shaded background\***

To learn more about A+, visit [www.acuitybrands.com/aplus](http://www.acuitybrands.com/aplus).

\*See ordering tree for details

# FEM LED Low-Profile Enclosed and Gasketed



## ORDERING INFORMATION

Lead times will vary depending on options selected. Consult with your sales representative.

**Example:** FEM L48 4000LM IMAFL WD MVOLT GZ10 40K 80CRI

Series	Length	Nominal Lumens	Diffuser	Distribution	Voltage	Driver	Color temperature	CRI
FEM	L24 24" ‡	2000LM	2,000 lumens	IMAFL	MD Medium	MVOLT MVOLT	GZ10 0-10V dimming	80CRI
		3000LM	3,000 lumens	IMACD	WD Wide	HVOLT 347-480 ‡		90CRI
		4000LM	4,000 lumens	IMAFD	PGD Parking garage	120 120V		40K 4000K
		6000LM	6,000 lumens	LPAFL		277 277V		50K 5000K
				LPACL		347 347V		
	L48 48" ‡	3000LM	3,000 lumens	LPPCL		480 480V		
		4000LM	4,000 lumens	LPPFL				
		6000LM	6,000 lumens					
		8000LM	8,000 lumens					
		10000LM	10,000 lumens					
		12000LM	12,000 lumens					
	L96 96" ‡	9000LM	9,000 lumens					
		12000LM	12,000 lumens					
		15000LM	15,000 lumens					
		18000LM	18,000 lumens					
		20000LM	20,000 lumens					
		24000LM	24,000 lumens					

Options			
E10WMCP	EM Self-diagnostics battery pack, MVOLT, 10W, Constant Power Certified in the California Title 20 Modernized Appliance Efficiency Database (MAEDBS) ‡	CPSB16YWL BH	6' Brad Harrison 16/3 cord and straight blade plug set ‡
BE6WCP	Cold Weather EM battery pack, 120/277V, 6W, Constant Power Certified in the California Title 20 Modernized Appliance Efficiency Database (MAEDBS) ‡	CPSB16YWL12FTBH	12' Brad Harrison 16/3 cord and straight blade plug set ‡
BGTD	Generator transfer device	CRSB16YWL BH	Brad Harrison receptacle ‡
SPD	Surge protection device, additional 10kV/6kA	CNP16WWL	6' white cord, 16/3, no plug, wet location
WLF	Wet location fitting (two outboard, top (L24 - 20 inches off-center, L48 - 48 inches off-center, L96 - 95.7 inches off-center))	CNP16WWL12FT	12' white cord, 16/3, no plug, wet location
WLFEND	Wet location fitting (one end)	CNP164CWWL	6' white cord, 16/4, no plug, wet location (for use when unswitched circuit is required for battery pack)
WLFEND2	Wet location fitting (both ends) ‡	TRS	Tamper Resistant Torx® T10 screws
WLPMP	Wet location pendant monopoint ‡	DPMB	Dual pendant mounting bracket
ANGBKT	Angle bracket shipped with fixture	STSL	Stainless steel latches
<b>Individual Controls:</b>			
		SBOR10	Low mount 360° integral motion sensor, wet location, On/Off operation
		SBOR10 HL 3V	Low mount 360° integral motion sensor, wet location, High/Low operation (bi-level)
		SBOR10 P	Low mount 360° integral motion sensor, wet location, On/Off operation for motion sensing, override Off due to daylight
<b>Xpoint Wireless:</b>			
		XPA SBOR10	Xpoint wireless integral motion sensor, On/Off operation for motion sensing, override Off due to daylight ‡
		XAD	XPoint™ wireless controller, 0-10V dimming ‡
<b>nLight Air:</b>			
		NLTAIR2 RSBOR10	nLight AIR generation 2 enabled 306 low mount motion sensor
		NLTAIR2 RIO	nLight (wireless) gen 2 dimming & switching module

NOTE: ‡ indicates option chosen has ordering restrictions. Please reference ordering restrictions chart, page 3. Options are sorted alphanumerically.

See Accessories and ordering restrictions on next page.

# FEM LED Low-Profile Enclosed and Gasketed


## ‡ Option Value Ordering Restrictions

Option value	Restriction
L24	Not available with BE6WCP.
L48	Not available with PMP4X or WLFPMMP.
L96	Not available with WLFPMMP.
HVOLT	When ordered with L24 available with 6000LM only. When ordered with L48 not available with 3000LM or 4000LM. Not available with XAD or XPA SBOR10.
BE6WCP	Not available with L24 length. Order with CNP164CWVL when unswitched hot is required for battery.
E10WMCP	Order with CNP164CWVL when unswitched hot is required for battery.
WLFEND	Available with cord or sensor option. Choose only one.
WLFEND2	Not available with sensor or cord options.
WLFPMMP	Available only with L24.
CNP16WWL	Not available with BE6WCP or E10WMCP.
CNP16WWL12FT	Not available with BE6WCP or E10WMCP.
CPSB16YWL BH	Not available with BE6WCP or E10WMCP.
CPSB16YWL12FTBH	Not available with BE6WCP or E10WMCP.
CRSB16YWL BH	Not available with BE6WCP or E10WMCP.
XPA SBOR6	Not available with HVOLT.
XAD	Not available with HVOLT.

### Accessories: Order as separate catalog number.

MHCH 36	Jack chain 36" (pair)
MHHK120	10' single leg air craft cable (ships as pair)
MHHK120SS	10' single leg air craft cable, stainless steel (ships as pair)
RK1 T10BIT W/PIN U	Hex-base driver bit, Torx TX10, for tamper resistant screws with center reject pin
FEMDPMB	Dual pendant mounting bracket (ships as a pair)
FEMANGBKT	Angle bracket (ships as pair)
FEMSMB	Surface mount bracket (ships as pair)

## MOUNTING OPTIONS



FEMSMB  
(304 stainless steel)

# FEM LED Low-Profile Enclosed and Gasketed

## OPERATIONAL DATA (80 CRI\*, MD\*\*, MVOLT\*\*\*)

Length	Package	Input Wattage	CCT	Frosted Lens <sup>1</sup>				Clear Lens <sup>1</sup>			
				IMAFI	IMAFD	LPAFL	LPPFL	IMACD	LPACL	LPPCL	
L24	2000LM	13.4	30K	1962 (147)	2083 (156)	2076 (155)	1861 (139)	2112 (158)	2105 (158)	1890 (142)	
			35K	2002 (150)	2126 (159)	2118 (159)	1899 (142)	2155 (161)	2147 (161)	1929 (144)	
			40K	2099 (157)	2228 (167)	2220 (166)	1991 (149)	2259 (169)	2251 (169)	2022 (151)	
			50K	2122 (159)	2252 (169)	2244 (168)	2013 (151)	2284 (171)	2276 (170)	2044 (153)	
	3000LM	19.9	30K	2869 (144)	3046 (153)	3035 (153)	2721 (137)	3088 (155)	3077 (155)	2764 (139)	
			35K	2927 (147)	3108 (156)	3096 (156)	2777 (140)	3151 (158)	3139 (158)	2820 (142)	
			40K	3069 (154)	3258 (164)	3246 (163)	2911 (146)	3303 (166)	3291 (166)	2956 (149)	
			50K	3102 (156)	3293 (166)	3281 (165)	2942 (148)	3339 (168)	3327 (167)	2988 (150)	
	4000LM	26.0	30K	3676 (142)	3903 (150)	3889 (150)	3487 (134)	3957 (152)	3943 (152)	3541 (136)	
			35K	3751 (145)	3982 (153)	3968 (153)	3558 (137)	4037 (156)	4023 (155)	3613 (139)	
			40K	3932 (152)	4174 (161)	4159 (160)	3730 (144)	4232 (163)	4217 (162)	3788 (146)	
			50K	3975 (153)	4219 (163)	4204 (162)	3770 (145)	4278 (165)	4263 (164)	3829 (148)	
	6000LM	39.2	30K	5287 (135)	5613 (143)	5593 (143)	5015 (128)	5691 (145)	5671 (145)	5093 (130)	
			35K	5395 (138)	5727 (146)	5707 (145)	5117 (130)	5806 (148)	5786 (147)	5196 (132)	
			40K	5655 (144)	6004 (153)	5982 (153)	5364 (137)	6087 (155)	6065 (155)	5447 (139)	
			50K	5717 (146)	6069 (155)	6047 (154)	5422 (138)	6153 (157)	6131 (156)	5506 (140)	
L48	3000LM	18.0	30K	2689 (149)	2855 (158)	2844 (158)	2551 (141)	2894 (160)	2884 (160)	2590 (144)	
			35K	2743 (152)	2912 (161)	2902 (161)	2602 (144)	2953 (164)	2942 (163)	2643 (146)	
			40K	2876 (159)	3053 (169)	3042 (169)	2728 (151)	3095 (172)	3084 (171)	2770 (154)	
			50K	2907 (161)	3086 (171)	3075 (170)	2758 (153)	3129 (173)	3118 (173)	2800 (155)	
	4000LM	23.8	30K	3543 (149)	3762 (158)	3748 (157)	3361 (141)	3814 (160)	3800 (160)	3413 (143)	
			35K	3615 (152)	3838 (161)	3824 (161)	3429 (144)	3891 (163)	3877 (163)	3482 (146)	
			40K	3790 (159)	4023 (169)	4009 (168)	3595 (151)	4079 (171)	4064 (171)	3650 (153)	
			50K	3831 (161)	4067 (171)	4052 (170)	3634 (153)	4123 (173)	4109 (173)	3690 (155)	
	6000LM	37.8	30K	5284 (140)	5609 (149)	5589 (148)	5012 (133)	5687 (151)	5667 (150)	5090 (135)	
			35K	5391 (143)	5723 (152)	5703 (151)	5114 (135)	5802 (154)	5782 (153)	5193 (138)	
			40K	5651 (150)	6000 (159)	5978 (158)	5361 (142)	6083 (161)	6061 (161)	5444 (144)	
			50K	5713 (151)	6065 (161)	6043 (160)	5419 (144)	6149 (163)	6127 (162)	5503 (146)	
	8000LM	50.5	30K	6952 (138)	7380 (146)	7354 (146)	6594 (131)	7482 (148)	7456 (148)	6696 (133)	
			35K	7093 (141)	7530 (149)	7503 (149)	6728 (133)	7634 (151)	7607 (151)	6832 (135)	
			40K	7435 (147)	7894 (156)	7865 (156)	7053 (140)	8003 (159)	7975 (158)	7162 (142)	
			50K	7516 (149)	7979 (158)	7950 (158)	7129 (141)	8090 (160)	8061 (160)	7240 (144)	
	10000LM	62.0	30K	8646 (140)	9179 (148)	9146 (148)	8201 (132)	9306 (150)	9273 (150)	8328 (134)	
			35K	8822 (142)	9365 (151)	9332 (151)	8368 (135)	9495 (153)	9461 (153)	8497 (137)	
			40K	9248 (149)	9817 (158)	9782 (158)	8772 (142)	9953 (161)	9918 (160)	8908 (144)	
			50K	9348 (151)	9924 (160)	9888 (160)	8867 (143)	10061 (162)	10026 (162)	9004 (145)	
	12000LM	75.0	30K	10406 (139)	11047 (147)	11007 (147)	9871 (132)	11200 (149)	11160 (149)	10024 (134)	
			35K	10617 (141)	11271 (150)	11231 (150)	10071 (134)	11427 (152)	11387 (152)	10227 (136)	
			40K	11130 (148)	11816 (157)	11773 (157)	10557 (141)	11979 (160)	11937 (159)	10721 (143)	
			50K	11251 (150)	11944 (159)	11901 (159)	10672 (142)	12109 (161)	12066 (161)	10837 (144)	
L96	9000LM	53.4	30K	7962 (149)	8452 (158)	8422 (158)	7552 (141)	8570 (160)	8539 (160)	7669 (144)	
			35K	8124 (152)	8624 (161)	8593 (161)	7706 (144)	8743 (164)	8713 (163)	7825 (146)	
			40K	8516 (159)	9040 (169)	9008 (169)	8078 (151)	9166 (172)	9133 (171)	8203 (154)	
			50K	8608 (161)	9138 (171)	9106 (170)	8165 (153)	9265 (173)	9232 (173)	8292 (155)	
	12000LM	75.5	30K	10570 (140)	11221 (149)	11181 (148)	10026 (133)	11377 (151)	11337 (150)	10182 (135)	
			35K	10785 (143)	11449 (152)	11408 (151)	10230 (135)	11608 (154)	11567 (153)	10388 (138)	
			40K	11306 (150)	12002 (159)	11959 (158)	10724 (142)	12168 (161)	12125 (161)	10890 (144)	
			50K	11428 (151)	12132 (161)	12089 (160)	10840 (144)	12300 (163)	12257 (162)	11008 (146)	
	15000LM	94.3	30K	13399 (142)	14225 (151)	14174 (150)	12710 (135)	14422 (153)	14371 (152)	12907 (137)	
			35K	13671 (145)	14513 (154)	14461 (153)	12968 (138)	14714 (156)	14662 (156)	13169 (140)	
			40K	14331 (152)	15214 (161)	15160 (161)	13594 (144)	15425 (164)	15370 (163)	13805 (146)	
			50K	14487 (154)	15379 (163)	15324 (163)	13741 (146)	15592 (165)	15537 (165)	13954 (148)	
	18000LM	103.4	30K	15901 (154)	16881 (163)	16820 (163)	15083 (146)	17114 (165)	17054 (165)	15317 (148)	
			35K	16224 (157)	17223 (167)	17161 (166)	15389 (149)	17462 (169)	17400 (168)	15627 (151)	
			40K	17007 (164)	18055 (175)	17990 (174)	16132 (156)	18305 (177)	18240 (176)	16382 (158)	
			50K	17192 (166)	18251 (176)	18185 (176)	16307 (158)	18503 (179)	18438 (178)	16560 (160)	
	20000LM	125.5	30K	17549 (140)	18630 (148)	18564 (148)	16646 (133)	18888 (150)	18822 (150)	16904 (135)	
			35K	17906 (143)	19008 (151)	18940 (151)	16984 (135)	19272 (154)	19204 (153)	17247 (137)	
			40K	18770 (150)	19927 (159)	19855 (158)	17804 (142)	20202 (161)	20131 (160)	18080 (144)	
			50K	18974 (151)	20143 (160)	20070 (160)	17997 (143)	20421 (163)	20349 (162)	18276 (146)	
	24000LM	149.5	30K	21142 (141)	22445 (150)	22364 (150)	20055 (134)	22756 (152)	22675 (152)	20365 (136)	
			35K	21571 (144)	22900 (153)	22818 (153)	20461 (137)	23217 (155)	23135 (155)	20779 (139)	
			40K	22613 (151)	24006 (161)	23920 (160)	21450 (143)	24339 (163)	24253 (162)	21782 (146)	
			50K	22858 (153)	24266 (162)	24179 (162)	21682 (145)	24602 (165)	24516 (164)	22018 (147)	

\* For 90CRI, reduce lumen output by 17.1%  
 \*\* For WD reduce output by 4.7%, PGD reduce output by 5.4%  
 \*\*\* For HVOLT use scale factor in HVOLT SCALE FACTOR TABLE

# FEM LED Low-Profile Enclosed and Gasketed

## CSA LISTED AMBIENT RATING\*

		Standard** (surface)"	Standard** (suspended)"	E10WMCP (surface)	E10WMCP (suspended)	BE6WCP (surface)	BE6WCP (suspended)	XAD (surface)	XAD (suspended)
L24	2000LM	35°C	50°C	5°C - 25°C	5°C - 35°C	-20°C - 25°C	-20°C - 35°C	30°C	45°C
	3000LM	35°C	50°C	5°C - 25°C	5°C - 35°C	-20°C - 25°C	-20°C - 35°C	30°C	45°C
	4000LM	35°C	50°C	5°C - 25°C	5°C - 35°C	-20°C - 25°C	-20°C - 35°C	30°C	45°C
	6000LM	35°C	50°C	5°C - 25°C	5°C - 35°C	-20°C - 25°C	-20°C - 35°C	30°C	45°C
L48	3000LM	35°C	50°C	5°C - 25°C	5°C - 35°C	-20°C - 25°C	-20°C - 35°C	30°C	45°C
	4000LM	35°C	50°C	5°C - 25°C	5°C - 35°C	-20°C - 25°C	-20°C - 35°C	30°C	45°C
	6000LM	35°C	50°C	5°C - 25°C	5°C - 35°C	-20°C - 25°C	-20°C - 35°C	30°C	45°C
	8000LM	35°C	50°C	5°C - 25°C	5°C - 35°C	-20°C - 25°C	-20°C - 35°C	30°C	45°C
	10000LM	35°C	50°C	5°C - 25°C	5°C - 35°C	-20°C - 25°C	-20°C - 35°C	30°C	45°C
	12000LM	35°C	50°C	5°C - 25°C	5°C - 35°C	-20°C - 25°C	-20°C - 35°C	30°C	45°C
L96	9000LM	35°C	50°C	5°C - 25°C	5°C - 35°C	-20°C - 25°C	-20°C - 35°C	30°C	45°C
	12000LM	35°C	50°C	5°C - 25°C	5°C - 35°C	-20°C - 25°C	-20°C - 35°C	30°C	45°C
	15000LM	35°C	50°C	5°C - 25°C	5°C - 35°C	-20°C - 25°C	-20°C - 35°C	30°C	45°C
	18000LM	35°C	50°C	5°C - 25°C	5°C - 35°C	-20°C - 25°C	-20°C - 35°C	30°C	45°C
	20000LM	35°C	50°C	5°C - 25°C	5°C - 35°C	-20°C - 25°C	-20°C - 35°C	30°C	45°C
	24000LM	35°C	50°C	5°C - 25°C	5°C - 35°C	-20°C - 25°C	-20°C - 35°C	30°C	45°C

\*Minimum Ambient is -30°C unless noted,

\*\*All options not specifically listed in this table are considered standard

## HVOLT SCALE FACTOR

	Factor
2000LM	0.814
3000LM	0.814
4000LM	0.814
6000LM	0.835
8000LM	0.845
9000LM	0.850
10000LM	0.850
12000LM	0.845
15000LM	0.860
18000LM	0.880
20000LM	0.845
24000LM	0.865

## CONFIGURATION WEIGHTS

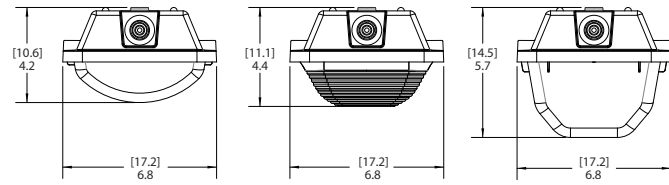
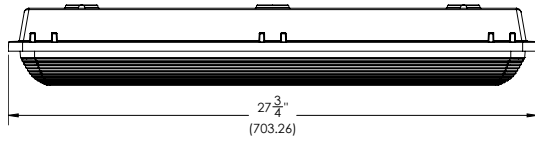
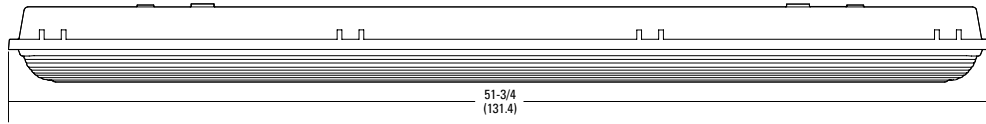
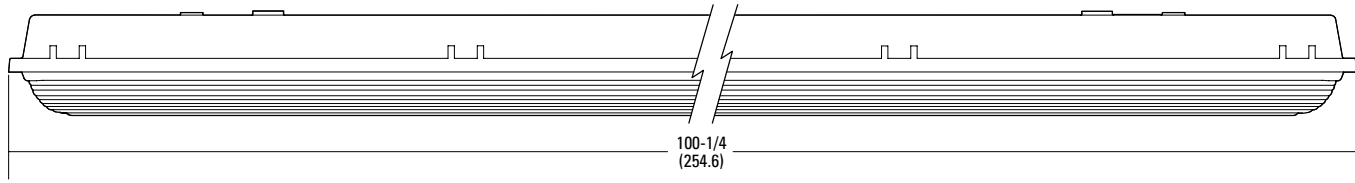
	Standard	w/ Sensor	w/ Battery
L24	8	9	9
L48	11	12	12
L96	23	24	24

# FEM LED Low-Profile Enclosed and Gasketed

## DIMENSIONS

Specifications subject to change without notice.  
All dimensions are inches (centimeters) unless otherwise indicated.

Weight (may vary with options or accessories)  
FEM L48: 11.9 lbs (5.397kg)  
FEM L96: 24.3 lbs (11.022kg)



Diffuser Type:  
LPAFL  
LPACL  
LPPFL  
LPPCL

Diffuser Type:  
IMAFL

Diffuser Type:  
IMAFD  
IMACD

## PHOTOMETRICS

See [www.lithonia.com](http://www.lithonia.com) for photometry reports.