

V7 A19 Bulb



ALTLED® **Metis** Series

Specification Sheet

Product Introduction

Mother of Athena is regarded in the Greek Mythology as the goddess of arts and wisdom, METIS is also one of the largest asteroids in the galaxy. With a refinement of art and efficiency, ALT's METIS series is the perfect choice for those who are concerned about style and sophistication. Designed specifically for retail applications, ALT Metis series is ideal to better the world with its distinctive features. ALT Metis products are engineered and designed in such an aesthetic way, featuring with an unique physical design, and creating a blaze of the light within the beam. Moreover, like our Spotlight, A19 bulb and Chandeliers, ALT Metis can attain some particular lighting applications. The elegant of Metis is perfectly expressed via its well-designed shape.

Certificates



Features

- ✓ Fits various environments with a 180 degree beam angle.
- ✓ Elegant, rich and long-lasting lighting output ideal for Interior design.
- ✓ High density aluminum increase heat dissipation.
- ✓ Up to 90% energy saving compared to standard halogen lamp.

Application

- ✓ Shop Lighting
- ✓ Commercial Lighting
- ✓ Boutique Lighting
- ✓ Illumination Lighting
- ✓ Hotel Lighting



Specifications

Item	Specification	Details
Output	Beam Angle	180°
	Colour Range	TW / NW / WW
	Lumen Maintenance	30,000 hours
Electrical	Input Voltage	100 ~ 240V AC
	Power Consumption	7 Watts
Physical	Bases	· E26 / 24 (US)
		· E26 / 27 (EURO)
		· E11
		· E12
		· E14
		· E17
Weight	3.17 oz. (90 g)	
Lens	Optics PMMA	
Operating Temperature	-4° F to 104° F (-20°C to 40°C)	
Humidity	0 – 95%, non-condensing	
Certification and Safety	Certifications	ETL, CE, FCC, C-Tick, RoHS, Laser Testing, LVD
	Environment	Not for use in totally enclosed fixtures Suitable for damp location
	Warranty	3 years
	Two Million Worldwide Product Liability Insurance.	

Lamp Luminous Flux

Chipsets	CREE XT-E	
Power Consumption	7W	
Beam Angle	180°	
True White	CRI 70	570 lm
Natural White	CRI 80	490 lm
Warm White	CRI 80	450 lm
		385 lm (2200K)

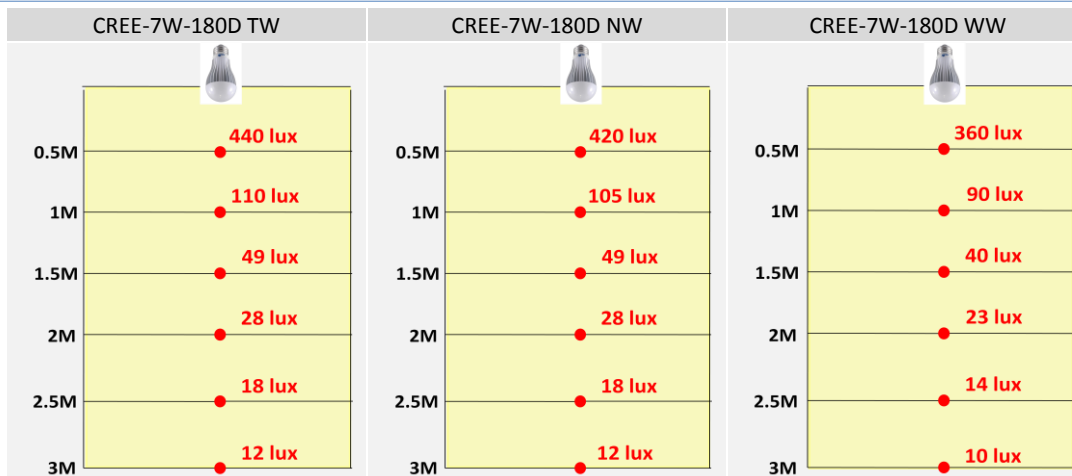
※All Lamp Luminous Flux Data are indicated in max values.

Optical Characteristics

Dominant Wavelength (nm) or Colour Temperature (K)

Correlated Colour Temperature	Min.	Typ.	Max.
True White	4500K	6500K	10000K
Natural White	3500K	4100K	4500K
Warm White	2150K	3100K	3500K

Illuminance at Distance



Mechanical Dimensions

Design E26/24 (US)



Ø49.8 x 105 mm
Design B22D

Design E26/27 (EURO)



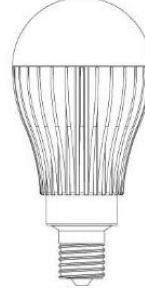
Ø49.8 x 108 mm
Design E12 (US)

Design E11



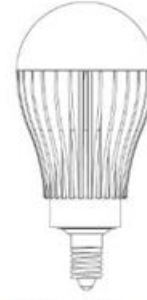
Ø49.8 x 99 mm
Design E12 (EURO)

Design E17



Ø49.8 x 105 mm

Design E14 (US)



Ø 50 x 105 mm

Design E14 (EURO)



Ø 50 x 112 mm



Ø 49.8 x 104 mm



Ø 49.8 x 101 mm



Ø 49.8 x 104 mm