

VST & VST-PLUS

FLOODLIGHT

VISTA & VISTA PLUS are suitable for operating temperatures ranging from -40°C to +45°C

Type: _____

Project: _____

Delivered Lumens:
1,730 - 38,500 lm

Input Wattage:
15W - 300W

Efficacy:
Up to 140 lm/W

Colour Temperatures:
3000K, 4000K, 5000K

Projected Lumen Maintenance:
L₇₀@ >50,000 hrs.



VISTA



VISTA PLUS

The VISTA & VISTA PLUS floodlights are ideal for walkways, building complexes, parking garages, façades, monuments, security, and signages.

IP65 rated for protection against dust and moisture

Configurations

MODEL	OPERATION	LUMENS	COLOUR TEMP*	INPUT	COLOUR	MOUNTING	OPTIONS
VST	HT (AC only)	LO (1,730)	C-WT30 ¹	100-277V	BR (bronze)	KL (Knuckle) ³	SP (surge protection)
		MO (3,750)	C-WT40 ¹	200-480V ^{1,4}		SF (Slip Fitter) ²	PC (photocell) ²
		HO (6,250)	C-WT50			UB (U-Bracket)	
VST-PLUS ¹		VVLO (11,200 lm)				YK (Yoke)	
		VLO (14,000 lm)					
		LO (15,700 lm)					
		LMO (18,500 lm)					
		MO (27,500 lm)					
		HO (33,600 lm)					
		VHO (38,500 lm)					

NOTE¹: Other colour temperatures available, consult factory; NOTE¹: longer lead times may apply; NOTE²: only available for VST-PLUS models; NOTE³: only available for VST models; NOTE⁴: only available in select VST-PLUS models (VLO, LMO, HO, VHO)

HOUSING:

Built with die-cast aluminum and a durable bronze powder coating finish. Fully gasketed for an IP65 rating.

MOUNTING:

The VISTA is available with 1/2" NPT knuckle, u-bracket, or yoke mounting options. The VISTA PLUS is available with slipfitter, u-bracket or yoke mount configurations. Slipfitter fits 2.5" O.D. tenon.

ELECTRICAL:

- AC Input: 100-277V, 50-60Hz
- AC Input: 200-480V, 50-60Hz

OPERATING TEMPERATURE:

-40°C to +45°C

POWER LINE FEED:

VISTA models are supplied with a 20" powerline cord. VISTA PLUS models are supplied with a 40" powerline cord.

LENS/DIFFUSER:

Light distribution: Type III (VISTA PLUS)
Light distribution: 150° 7H7V (VISTA)
Diffuser is made out of 100% polycarbonate.

DIMMING:

0 - 10V dimming to 1% is standard. Only available on the VISTA PLUS.

WARRANTY:

5 year LED warranty, see website for full warranty details.

VISTA & VISTA PLUS weight

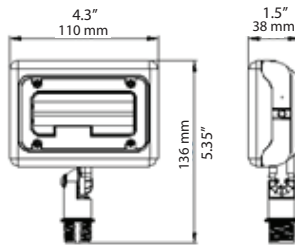
MODEL	WEIGHT
VST-LO	1 lb / 0.45 kg
VST-MO	2.5 lbs / 1.14 kg
VST-HO	3.5 lbs / 1.65 kg
VST-PLUS-VVLO	12.5 lbs / 5.5 kg
VST-PLUS-VLO	12.5 lbs / 5.5 kg
VST-PLUS-LO	13 lbs / 6 kg
VST-PLUS-LMO	15 lbs / 7 kg
VST-PLUS-MO	22 lbs / 10 kg
VST-PLUS-HO	22 lbs / 10 kg
VST-PLUS-VHO	23 lbs / 10.5 kg

Vista & Vista Plus Floodlight

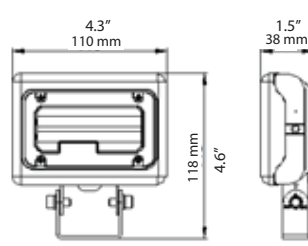
To determine which models are DLC listed please visit www.designlights.org

Dimensions

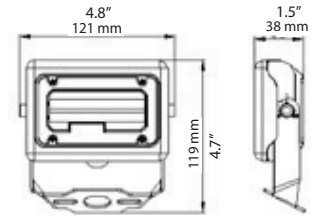
VST-LO:



Knuckle

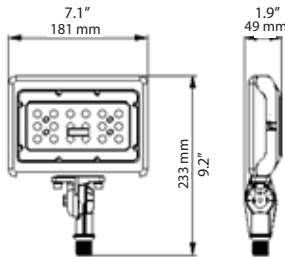


U-bracket

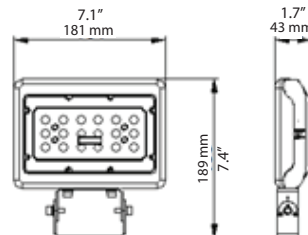


Yoke

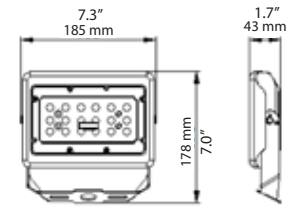
VST-MO:



Knuckle

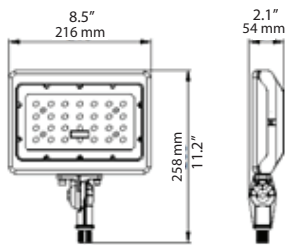


U-bracket

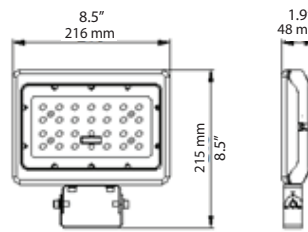


Yoke

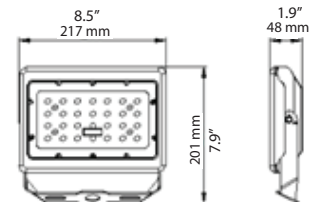
VST-HO:



Knuckle

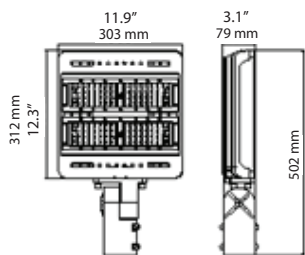


U-bracket

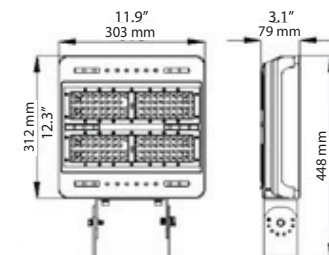


Yoke

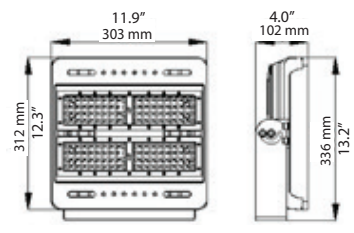
VST-PLUS-VVLO, VLO, LO, LMO:



Slipfit*

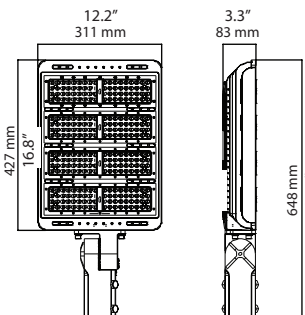


U-bracket

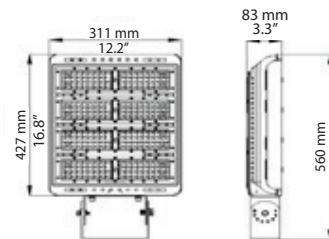


Yoke

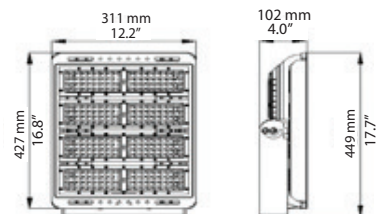
VST-PLUS-MO, HO, VHO:



Slipfit*



U-bracket

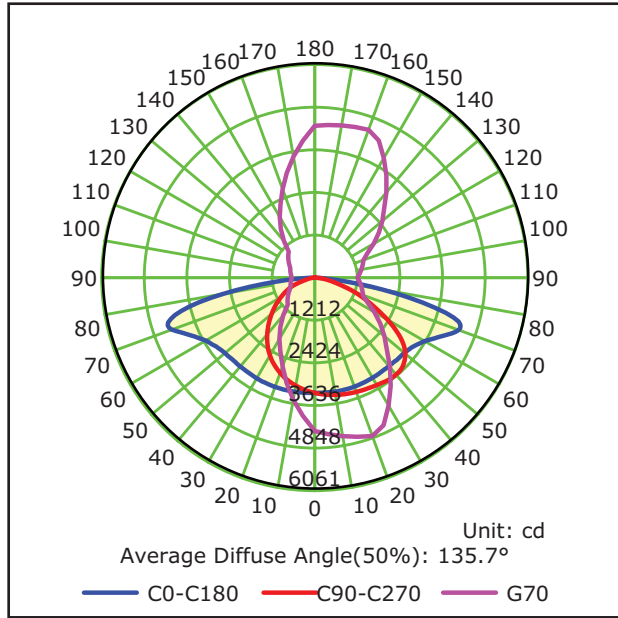


Yoke

Vista & Vista Plus Floodlight

VST-PLUS-HT-LO-C-WT50

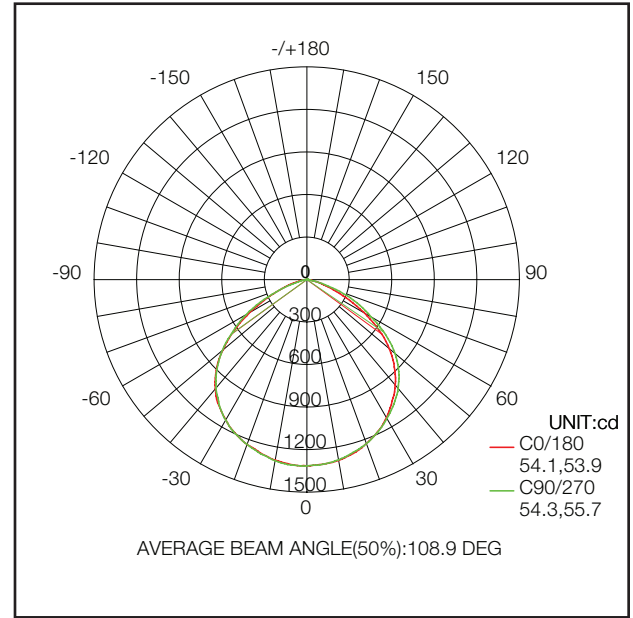
Luminous Intensity Distribution



Tested in accordance with IESNA LM-80-08

VST-HT-MO-C-WT50

Luminous Intensity Distribution



Energy Chart

MODEL	EFFICACY	WATTAGE	LUMEN OUTPUT	CRI	L70 HOURS	BUG RATING
VST-HT-LO-C-WT50	115 lm/W	15W	1730	>70	>50,000 hrs	B1 U0 G1
VST-HT-MO-C-WT50	125 lm/W	30W	3750	>70	>50,000 hrs	B3 U0 G1
VST-HT-HO-C-WT50	125 lm/W	50W	6250	>70	>50,000 hrs	B3 U0 G2
VST-PLUS-HT-VVLO-C-WT50	140 lm/W	80W	11,200	>70	>50,000 hrs	B3 U2 G3
VST-PLUS-HT-VLO-C-WT50	140 lm/W	100W	14,000	>70	>50,000 hrs	B3 U2 G2
VST-PLUS-HT-LO-C-WT50	130 lm/W	120W	15,700	>70	>50,000 hrs	B3 U2 G3
VST-PLUS-HT-LMO-C-WT50	135 lm/W	150W	18,500	>70	>50,000 hrs	B3 U2 G3
VST-PLUS-HT-MO-C-WT50	137 lm/W	200W	27,500	>70	>50,000 hrs	B4 U3 G4
VST-PLUS-HT-HO-C-WT50	140 lm/W	240W	33,600	>70	>50,000 hrs	B4 U3 G4
VST-PLUS-HT-VHO-C-WT50	128 lm/W	300W	38,500	>70	>50,000 hrs	B4 U3 B4

EPA Ratings

MODEL	RATING
VST-LO	0.12 ft ²
VST-MO	0.16 ft ²
VST-HO	0.22 ft ²
VST-PLUS-VVLO	1.4 ft ²
VST-PLUS-VLO	1.4 ft ²
VST-PLUS-LO	1.4 ft ²
VST-PLUS-LMO	1.4 ft ²
VST-PLUS-MO	1.94 ft ²
VST-PLUS-HO	1.94 ft ²
VST-PLUS-VHO	1.94 ft ²

Vista & Vista Plus Floodlight