



# LED FLEXIBLE TAPE LIGHTING KIT

## QUESTIONS OR CONCERNS

### CONTACT CANARM AT:

1-800-265-1833 (English) – 1-800-567-2513 (French)

Monday through Friday 8:00 AM to 5:00PM E.S.T.

## WARNING

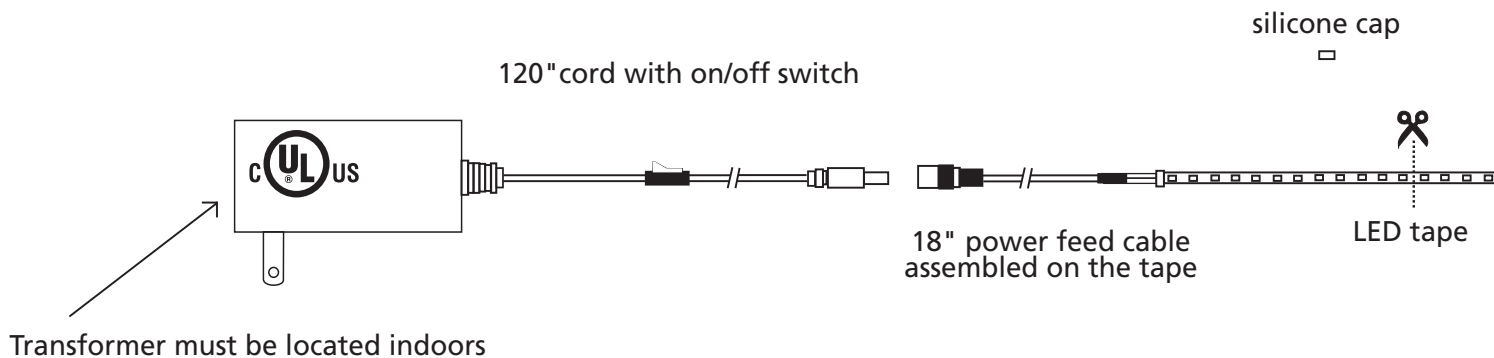
### RISK OF ELECTRIC SHOCK

- Transformer must be located indoors.
- Turn power off before servicing - see instructions.
- Ensure that no bare wires are exposed outside the electrical connections.

## PACKAGE CONTENTS

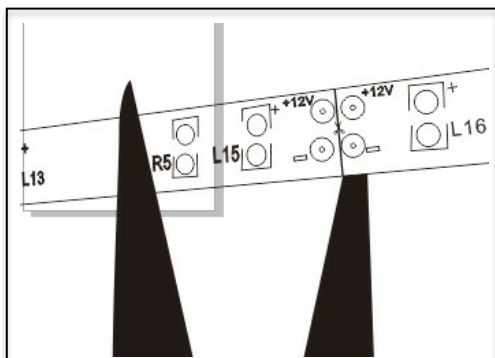
### LED5050TW3M-O

- 3 meters Indoor/Outdoor FLEXIBLE LED TAPE (SMD5050 30pcs/meter Warm White);
- 5' 12V 1A 24W cULus power supply with on/off switch
- silicone cap



## ASSEMBLY AND INSTALLATION INSTRUCTIONS

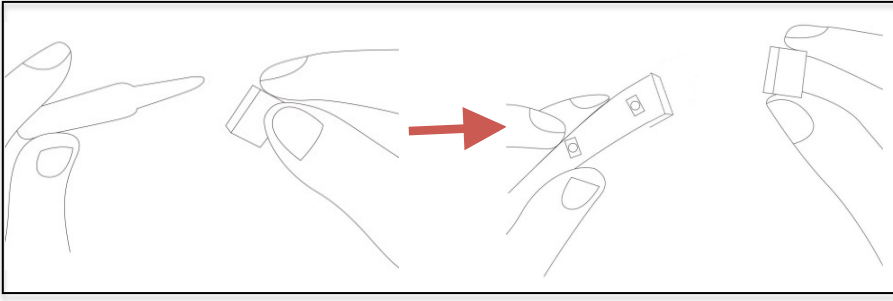
1. MEASURE – and lay-out the installation prior to removing the backing exposing the adhesive. Ensure mounting surface is clean and free of any debris or residue.



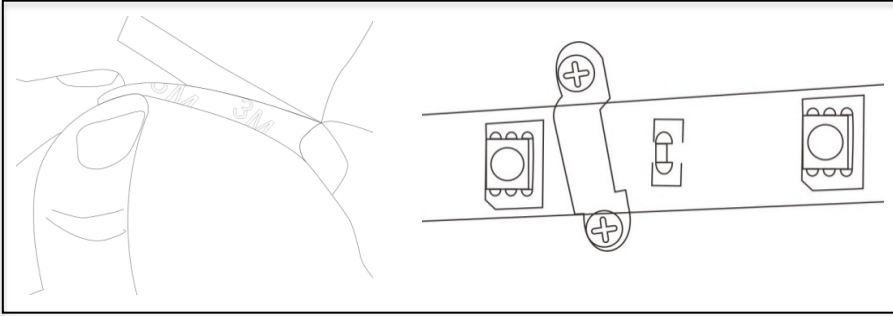
**ATTENTION:** ONCE THE LED FLEXIBLE TAPE IS CUT IT CANNOT BE RE-CONNECTED!!

### 2. IF CUTTING –

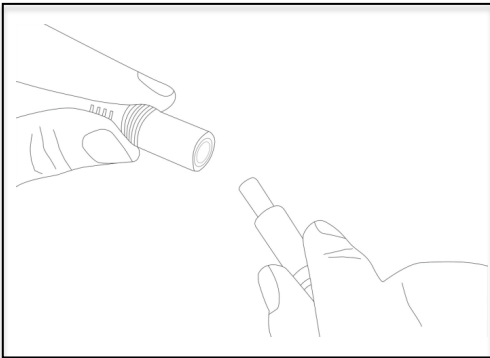
Cut the tape at the flat welding plate along the line, as indicated. (avoid the bulge tin welding plate). Every 3 LED's in group is cuttable.



3. CAP – Place a small amount of silicone glue into the end cap, slide cap on to the end of the tape. This will ensure a water-tight seal.



4. MOUNT – Remove the backing to expose adhesive tape. Place in the desired location. To obtain optimum adhesion, ensure the surface is clean. Mounting clips are also provided for extra support.



5. WIRING – connect the power feed cable assembled on the tape to the power supply cord and plug in.

## ONE YEAR LIMITED WARRANTY

The manufacturer warrants this product to be free from defects in workmanship and material present at time of shipment from the factory for one year from the date of purchase. This warranty applies only to the original purchaser. The manufacturer agrees to correct such defect at no charge or at our option replace the product with a comparable or superior model.

Any damage to the product by accident, misuse or improper installation, or by affixing accessories not produced by the manufacturer, is the purchaser's responsibility. The manufacturer assumes no responsibility whatsoever for product installation during the warranty period. There is no further expressed warranty. The manufacturer disclaims any and all implied warranties. The manufacturer shall not be liable for incidental, consequential or special damages arising at or in connection with product use or performance except as may otherwise be accorded by law. This warranty gives you specific legal rights and you may also have other rights which vary from province to province. This warranty supersedes all prior warranties.

Imported By: CANARM LTD., 2157 Parkedale Ave., P.O. Box 367,  
Brockville Ontario, K6V 5V6 • Tel: (613) 342-5424, FAX: (613) 342-8437