


Trade Mark:  
CRYSTAL WORLD INC

Product Name: Pendant lamp  
Model :2016P46PB-12  
120Vac, 60Hz,AC ONLY  
Lamp Size:L46\*\*W22\*\*H22"-H48"

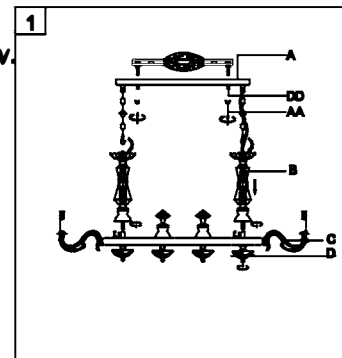


## PENDANT LAMP ASSEMBLY INSTRUCTIONS




1. Please fix (A) with (B). Screw part (B) onto the lamp body (C) secure with screw. Please fix (D) with (C). Place fixture (A) onto mounting screws (DD). secure with cap nuts (AA).

### Hardware Used


AA Cap nut  X 2  
DD Mounting screw  X 2

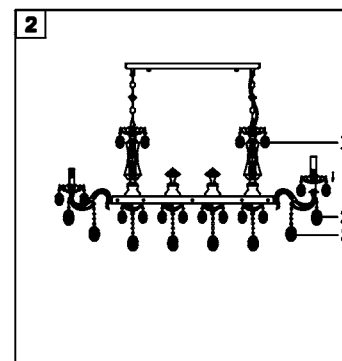


2. Please hang the crystal (1) (2) (3) to the fixture.

1  14mm\*1PCS  
60mm\*1PCS  
2  14mm\*2PCS  
63mm\*1PCS  
3  14mm\*4PCS  
63mm\*1PCS

72PCS 12PCS 16PCS

 Ø110mm\*H30\*1PCS  
14PCS



3. Install light bulbs (not included).

Use bulb  
120V E12  12\*40W Max.

