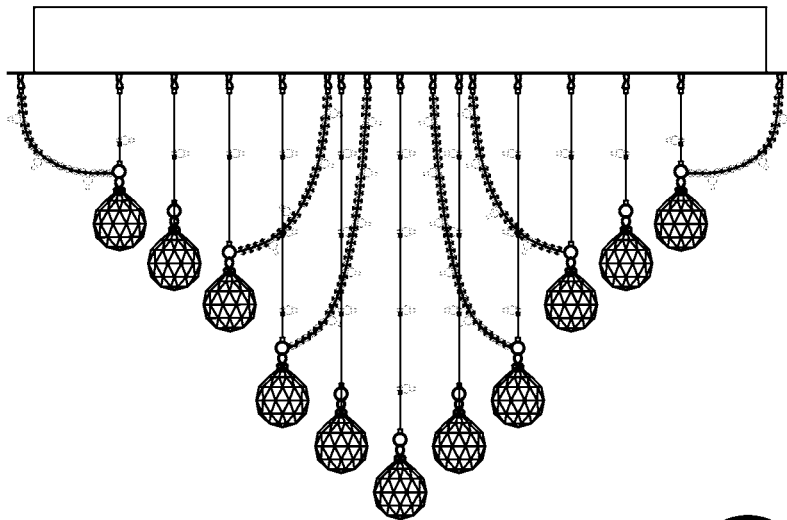


Trade Mark:
CRYSTAL WORLD INC

Product Name: Ceiling lamp
Model :5050C24C
120Vac, 60Hz,AC ONLY
Lamp size:Ø24"xH16"

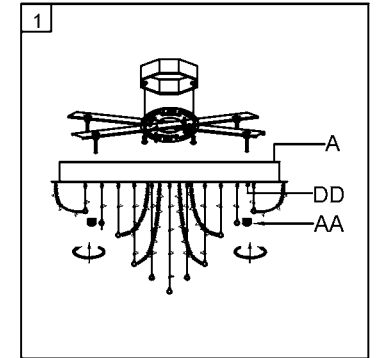


CEILING LAMP ASSEMBLY INSTRUCTIONS

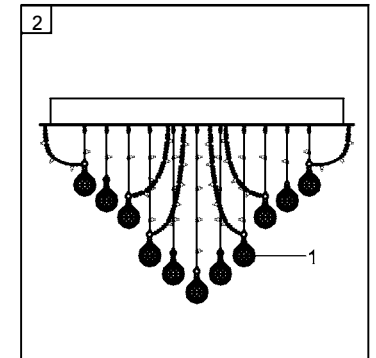
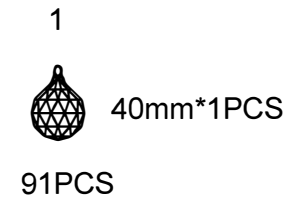
1. Place fixture(A) onto mounting screws (DD).secure with cap nuts (AA).

Hardware Used

- AA Cap nut  X 4
DD Mounting screw  X 4



2. Please open the clear plastic bag carefully.and put the crystal (1) to the fixture .



3. Install light bulbs (not included).

Use bulb
120V GU10  9*35W Max.

