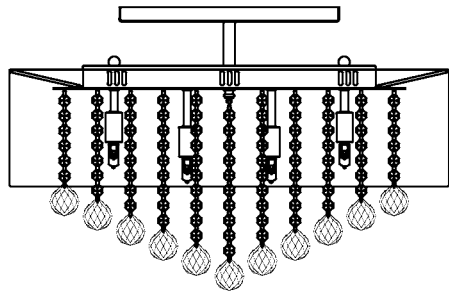


Trade Mark:
CRYSTAL WORLD INC

Product Name: Ceiling lamp
Model :5062C24C
120Vac, 60Hz,AC ONLY
Lamp size:Ø24"XH18"

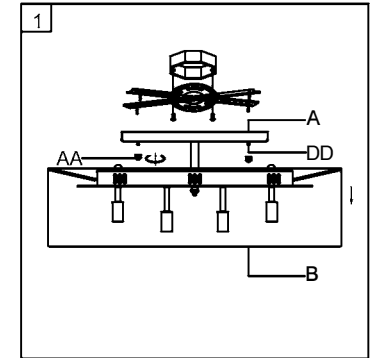


CEILING LAMP ASSEMBLY INSTRUCTIONS

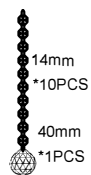

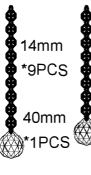
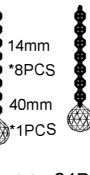
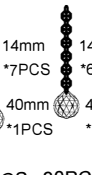

1. Place fixture (A) onto mounting screws (DD). secure with cap nuts (AA).
2. Please put (B) onto (A).

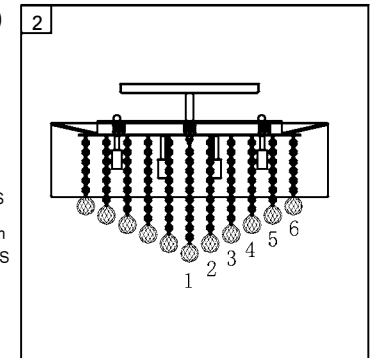
Hardware Used


AA Cap nut  X 4
DD Mounting screw  X 4



2. Please put the crystal(1) (2) (3) (4) (5) (6) to the fixture .

1	2	3	4	5	6
					
1PCS	6PCS	12PCS	18PCS	24PCS	30PCS



3. Install light bulbs (not included).
Use bulb  12*40W Max.

