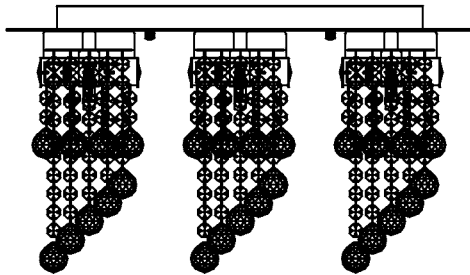


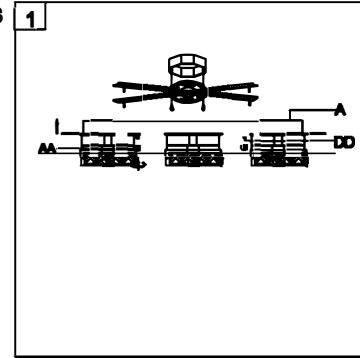
Trade Mark:  
CRYSTAL WORLD INC

Product Name: Ceiling lamp  
Model :5072C24C-R  
120Vac, 60Hz,AC ONLY  
Lamp size:Ø24"XH11"



## CEILING LAMP ASSEMBLY INSTRUCTIONS

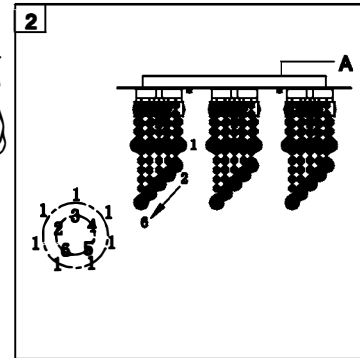
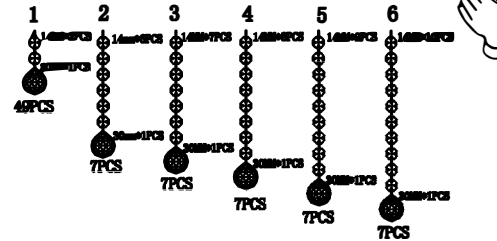
1. Place fixture(A) onto mounting screws (DD). secure with cap nuts (AA).




### Hardware Used

AA Cap nut  X 4  
DD Mounting screw  X 4

2. Please put the crystal(1) (2) (3) (4) (5) (6) to the fixture (A).



3. Install light bulbs ( not included).  
Use bulb  7\*40W Max.

