


Trade Mark:  
CRYSTAL WORLD INC

Product Name: Wall lamp  
Model :5209W6  
120Vac, 60Hz,AC ONLY  
Lamp size:W6"XH16"XE3"



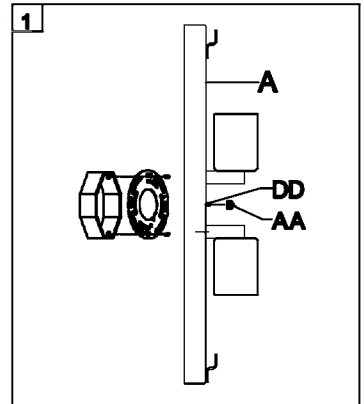
## WALL LAMP ASSEMBLY INSTRUCTIONS


1. Place fixture(A) onto mounting screws (DD).secure with cap nuts (AA).

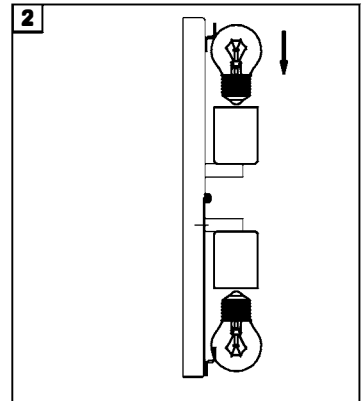
### Hardware Used

AA Cap nut  X 2

DD Mounting screw  X 2



3. Install light bulbs ( not included).  
Use bulb  
120V E26  2\*60W Max.



3. Please fix (A) with (B) .

