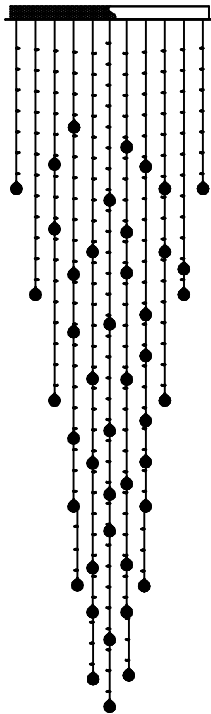


Trade Mark:
CRYSTAL WORLD INC

Product Name: Ceiling lamp
Model :6601C32C
120Vac, 60Hz,AC ONLY
Lamp size:Ø32"X106"H

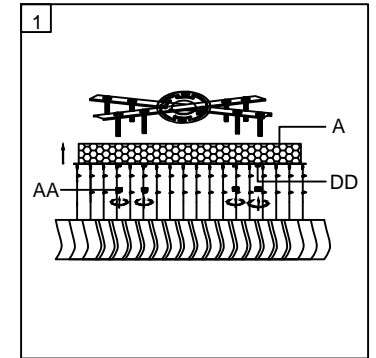


CEILING LAMP ASSEMBLY INSTRUCTIONS

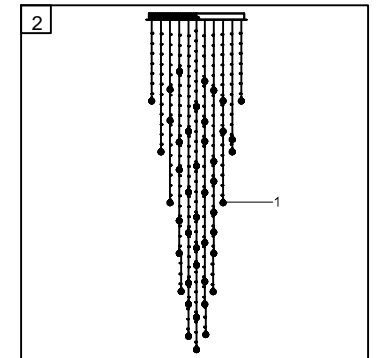
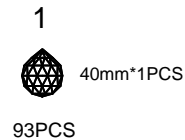
1. Place fixture(A) onto mounting screws (DD).secure with cap nuts (AA).

Hardware Used

AA Cap nut		X 8
DD Mounting screw		X 8



2. Please open the clear plastic bag carefully, and put the crystal(1) to the fixture .



3. Install light bulbs (not included).

Use bulb
120V GU10 12*35W Max.

