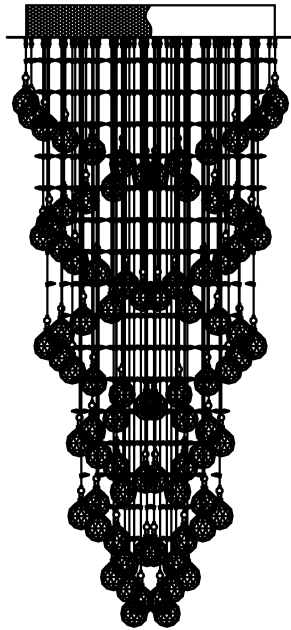


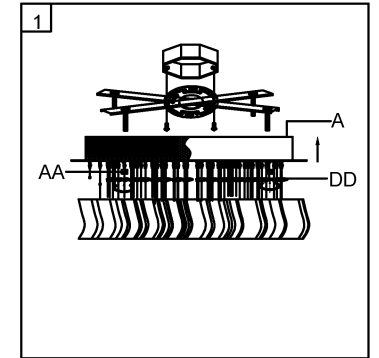
Trade Mark:  
CRYSTAL WORLD INC

Product Name: Ceiling lamp  
Model :6606C18C  
120Vac, 60Hz,AC ONLY  
Lamp size:Ø18"X39"H



## CEILING LAMP ASSEMBLY INSTRUCTIONS

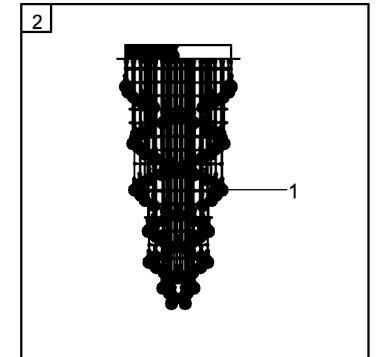
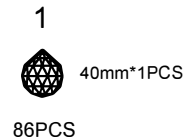
1. Place fixture(A) onto mounting screws (DD).secure with cap nuts (AA).



### Hardware Used

AA Cap nut		X 4
DD Mounting screw		X 4

2. Please open the clear plastic bag carefully.and put the crystal(1) to the fixture .



3. Install light bulbs ( not included).

Use bulb  
**120V GU10**  **5\*35W Max.**

