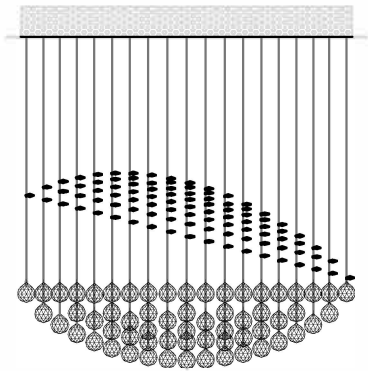


**Trade Mark:
CRYSTAL WORLD INC**

**Product Name: Ceiling lamp
Model :6612C24C
120Vac, 60Hz,AC ONLY
Lamp size:Ø24"X20"H**

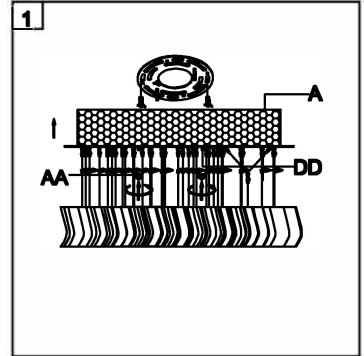


CEILING LAMP ASSEMBLY INSTRUCTIONS

1. Place fixture(A) onto mounting screws (DD).secure with cap nuts (AA).

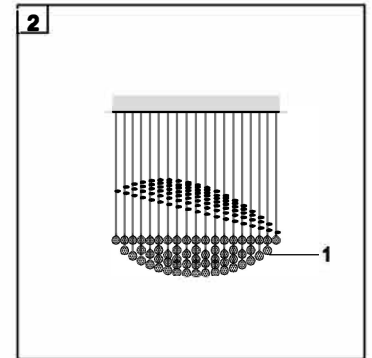
Hardware Used

AA Cap nut  X 4
DD Mounting screw  X 4



2. Please open the clear plastic bag carefully.and put the crystal (1) to the fixture .

1
 30mm*1PCS
223PCS



3. Install light bulbs (not included).

Use bulb  120V GU10 13*35W Max.

