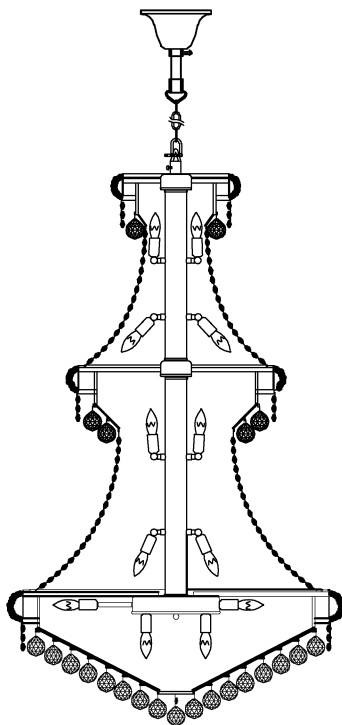



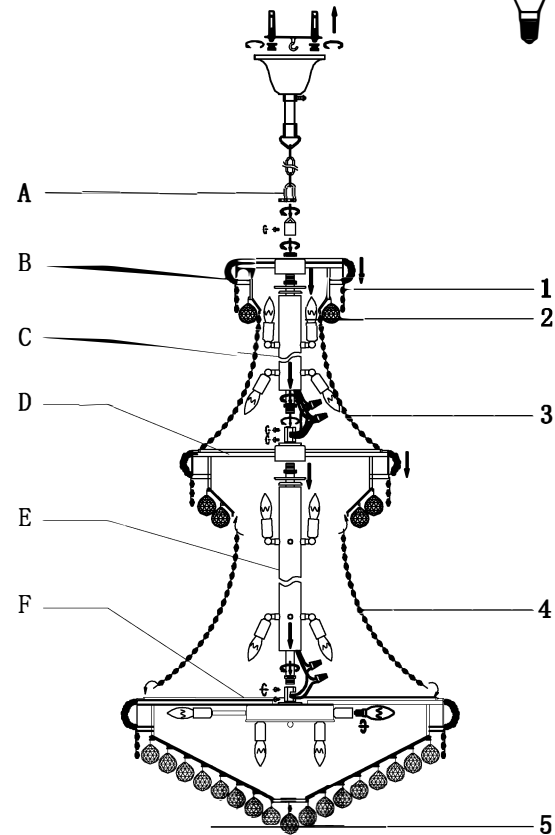
Trade Mark:  
CRYSTAL WORLD INC







Product Name: Pendant lamp  
Model :8001P30G  
120Vac, 60Hz,AC ONLY  
Lamp Size:Ø30"X50"H



## PENDANT LAMP ASSEMBLY INSTRUCTIONS

1. Please fix (A) with (B).
2. Screw part (B) and (C) onto the part (D) secure with screw.
3. Screw part (D) and (E) onto the lamp body (F) secure with screw.
4. Please wear gloves when you hanging the crystal.
5. Install bulbs (NOT INCLUDED). USE 120V E12  32\*40W Max.



|   |   |  |  |   |   |
|---|---|--|--|---|---|
| 1   | 2   | 3  | 4  | 5   |  |
|  14mm*3pcs |  40mm*1PCS |  14mm*16pcs |  14mm*20pcs |  14mm*1PCS |   |
| 271sets   | 282sets   | 28sets   | 48sets   | 40mm*1PCS   |   |

1sets

Page 2/4