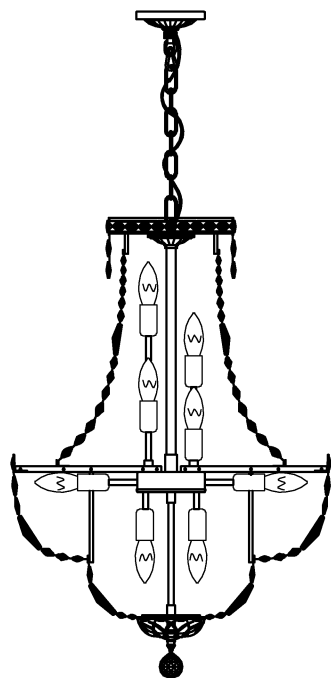



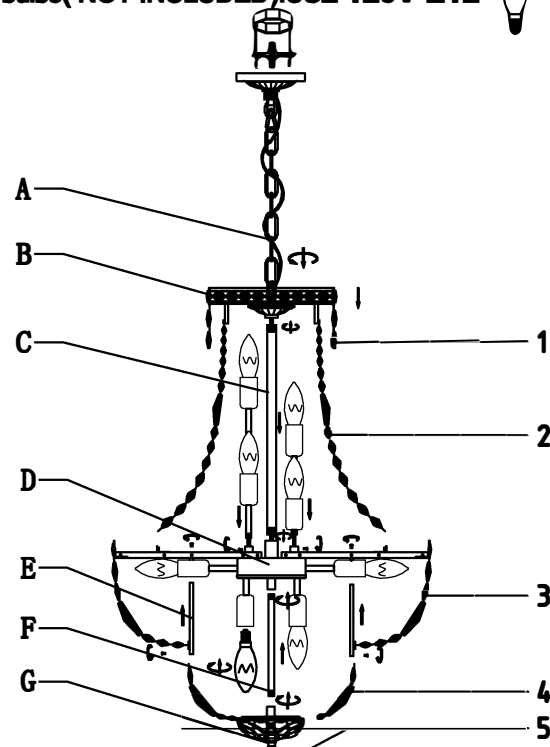
Trade Mark:  
CRYSTAL WORLD INC






Product Name: Pendant lamp  
Model :8003P22C  
120Vac, 60Hz,AC ONLY  
Lamp Size:Ø22"X32"H



## PENDANT LAMP ASSEMBLY INSTRUCTIONS

- 1.Screw part (G) onto the part (F) secure with screw.
- 2.Screw part(E) and (F) onto the lampbody(D) secure with screw.
- 3.Screw part(B) onto (C) and (C) onto (D) secure with screw.
- 4.Please fix (A) with (B).
- 5.Please wear gloves when you hanging the crystal.
- 6.Install bulbs( NOT INCLUDED).USE 120V E12  13\*40W Max.



- |   |  |  |  |  |
|---|--|--|--|--|
| <p>1</p>  20mm*2PCS<br>22PCS | <p>2</p> <br>14mm*2PCS<br>18mm*2PCS<br>18mm*2PCS<br>50mm*1PCS<br>20mm*2PCS<br>22mm*1PCS<br>24mm*4PCS<br>34PCS | <p>3</p>  22mm*1PCS<br>28mm*1PCS<br>63mm*1PCS<br>22mm*1PCS<br>20mm*1PCS<br>18mm*1PCS<br>50PCS | <p>4</p>  28mm*1PCS<br>65mm*1PCS<br>10mm*1PCS<br>14mm*1PCS<br>28PCS | <p>5</p>  40mm*1PCS<br>1PCS |
|---|--|--|--|--|

