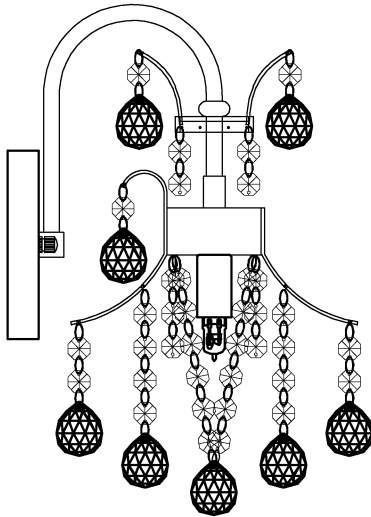


Trade Mark:
CRYSTAL WORLD INC

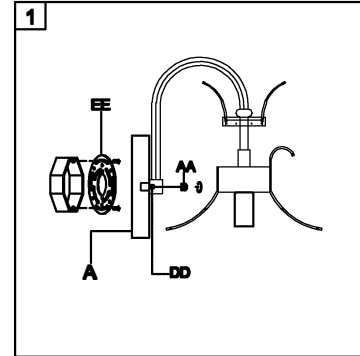
Product Name: Wall lamp
Model :8012W8C
120Vac, 60Hz,AC ONLY
Lamp Size:W8"xH13"xE9"



Intertek
4006677

WALL LAMP ASSEMBLY INSTRUCTIONS











1. Place fixture(A) onto Butterfly (EE).
Secure with cap nuts (AA).

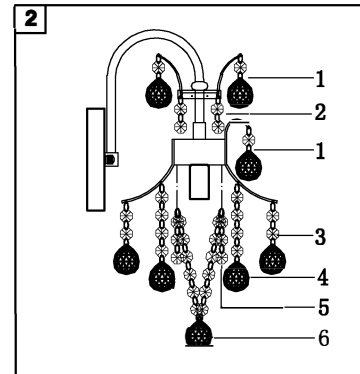



Hardware Used

AA Cap nut		X 2
DD Mounting screw		X 2

2. Please hang the crystal (1)-(6) to the fixture.

1  14mm*1PCS  30mm*1PCS 8PCS	2  14mm*2PCS 8PCS	3  14mm*2PCS  30mm*1PCS 8PCS
4  14mm*4PCS  30mm*1PCS 8PCS	5  14mm*3PCS 4PCS	6  14mm*12PCS  30mm*1PCS 1PCS



3. Install light bulbs (not included).
Use bulb
120V G9  1*40W Max.

