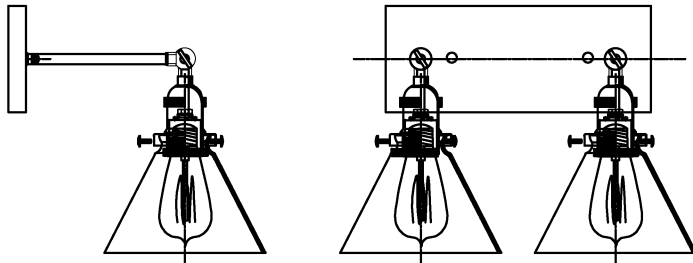


Trade Mark:
CRYSTAL WORLD INC



Product Name: Wall lamp
Model :9735W15-2-101
120Vac, 60Hz,AC ONLY
Lamp Size:W15"*H11"*E7"



WALL LAMP ASSEMBLY INSTRUCTIONS

- 1.Place fixture(A)onto mounting screws (DD).Secure with cap nuts (AA).

Hardware Used

- DD Mounting screw 
AA Cap nut 

- 2.Install bulbs (NOT INCLUDED).
USE
120V E26 2*60W Max.

