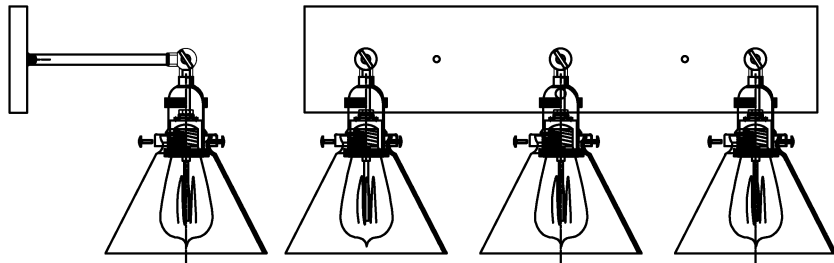


Product Name: Wall lamp
Model :9735W24-3-101
120Vac, 60Hz,AC ONLY
Lamp Size:W24"*H11"*E7"



Trade Mark:
CRYSTAL WORLD INC



WALL LAMP ASSEMBLY INSTRUCTIONS

1. Place fixture(A) onto mounting screws (DD). Secure with cap nuts (AA).

Hardware Used

- DD Mounting screw 
AA Cap nut 

2. Install bulbs (NOT INCLUDED).
USE
120V E26 3*60W Max.

