



BLP Backlit Panel

FEATURES

- One for one alternative LED solution to fluorescent luminaires/fixtures/troffers
- Ultra efficient, delivering > 125 lpw
- Available in 1'x4', 2'x2' and 2'x4'
- PowerSet feature allows for multiple "set and forget" lumen stops in each fixture
- FieldCCeT feature allows for multiple "set and forget" CCT options in each fixture

CERTIFICATIONS

- UL Listed for dry/damp locations
- IC Rated for insulation contact
- DesignLights Consortium® Premium Qualified - meets the requirements for the highest DLC qualification for efficacy and lumen maintenance

PERFORMANCE

- Rated lifetime:
 - L80 > 140,000 hours estimated
 - L90 > 54,000 hours
- PowerSet: 40/30/25W: 50/40/30W
- FieldCCeT: 35/40/5000K
- CRI: >80
- Percent Flicker: 1%

ELECTRICAL

- Input voltage: 120-277V 50/60Hz
- 0-10V dimming (to 10%)
- Power Factor: >0.9
- THD: <20%

THERMAL

- -4°F to 104°F (-20°C to 40°C) operating temperature


CONSTRUCTION

- Precision mitered and welded extruded aluminium frame with satin white powder coated finish
- Ultra low profile is ideal for shallow plenum spaces
- Features integral T-bar clips


WARRANTY

- 5 year limited warranty. Additional warranty options available. Contact EiKO for details


project name	type
catalog number	voltage
approved by	date



BLP14



BLP22



BLP24

APPLICATIONS

- Multi-Residential (Dorms/ Apartments)
- Office
- Reception/Lobby
- Classroom
- Dining/Cafeteria
- Dr. Offices/Waiting/Patient Rooms
- Hallways
- Library
- Meeting rooms
- Restrooms
- Retail
- Stairwells
- Airports
- Automotive Dealerships

CONFIGURATOR

MODEL	SIZE	LUMEN PACKAGE	CCT	VOLTAGE	DIMMING	REVISION	OPTIONS
BLP : Backlit Panel	14 - 1'x4'	PS40 - 40/30/25W; 5,000/3,750/3,125 lm	FCCT - 35/40/5000K	U - 120-277V	D - 0-10V Dimming	A - Rev A	See pg. 2 for options
	22 - 2'x2'	PS40 - 40/30/25W; 5,000/3,750/3,125 lm					
	24 - 2'x4'	PS50 - 50/40/30W; 6,250/5,000/3,750 lm					



PERFORMANCE SUMMARY

ORDER CODE	ITEM #	LENGTH	WATTS	NOMINAL LUMENS	LPW	CCT	DIMMING	VOLTS	DLC PREMIUM
12597	BLP14/PS40/FCCT/UD/A	1'x4'	40/30/25W	5,000/3,750/3,125	125	35/40/5000K	0-10V	120-277V	✓
12598	BLP22/PS40/FCCT/UD/A	2'x2'	40/30/25W	5,000/3,750/3,125	125	35/40/5000K	0-10V	120-277V	✓
12599	BLP24/PS50/FCCT/UD/A	2'x4'	50/40/30W	6,250/5,000/3,750	125	35/40/5000K	0-10V	120-277V	✓

ACCESSORIES

ORDER CODE	ITEM #	DESCRIPTION
10367	SLM14-RMK-A	1x4 Recessed Mounting Kit
10364	SLM14-SMK-A	1x4 Surface Mounting Kit
10366	SLM22-RMK-A	2x2 Recessed Mounting Kit
10363	SLM22-SMK-A	2x2 Surface Mounting Kit
10368	SLM24-RMK-A	2x4 Recessed Mounting Kit
10365	SLM24-SMK-A	2x4 Surface Mounting Kit

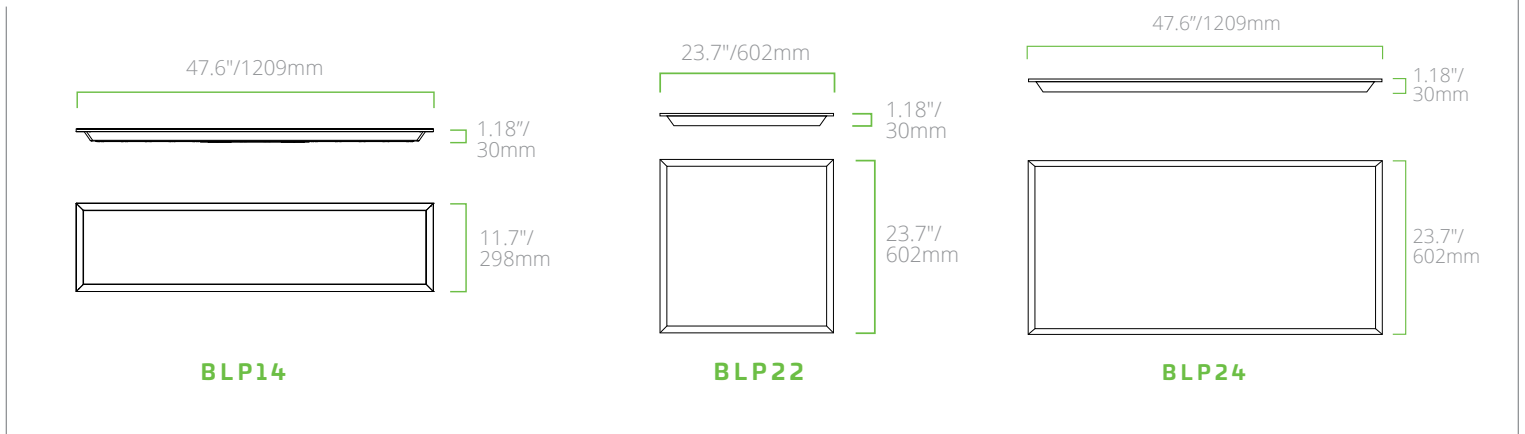
ADDITIONAL FACTORY INSTALLED OPTIONS

EXAMPLE: BLP24/PS50/FCCT/UD/A-EM8W

EMERGENCY BATTERIES*

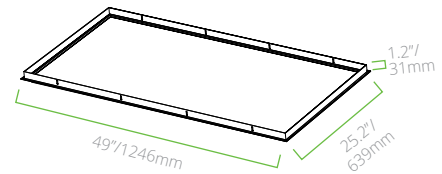
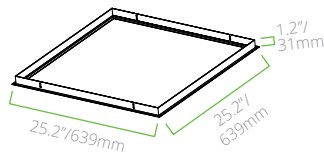
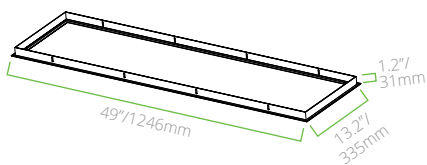
EM8W - 8W Emergency Battery
EM18W - 18W Emergency Battery

PRODUCT DIMENSIONS

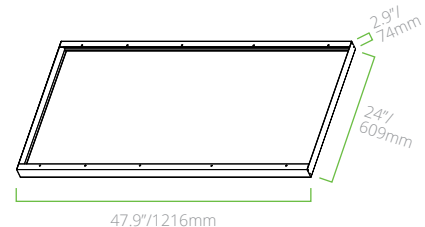
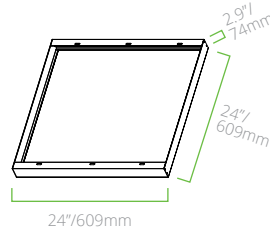
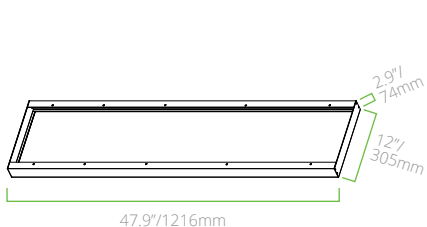


ACCESSORY DIMENSIONS

RECESSED MOUNT KIT



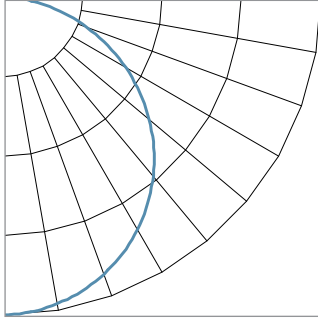
SURFACE MOUNT KIT



PHOTOMETRICS

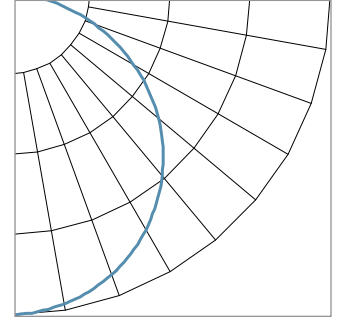
BLP14 / PS40 / FCCT / UD *(Typical performance 40W @ 4000K)*

ZONAL LUMEN SUMMARY		
ZONE	LUMENS	%FIXTURE
0-20	626.24	12.6
0-30	1330.92	26.8
0-40	2183.27	44.0
0-60	3876.60	78.1
0-80	4853.83	97.8
0-90	4961.30	100.0



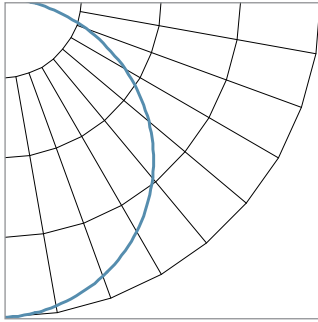
BLP22 / PS40 / FCCT / UD *(Typical performance 40W @ 4000K)*

ZONAL LUMEN SUMMARY		
ZONE	LUMENS	%FIXTURE
0-20	606.41	12.6
0-30	1290.09	26.8
0-40	2118.56	44.0
0-60	3767.04	78.3
0-80	4709.67	97.9
0-90	4811.80	100.0



BLP24 / PS50 / FCCT / UD *(Typical performance 50W @ 4000K)*

ZONAL LUMEN SUMMARY		
ZONE	LUMENS	%FIXTURE
0-20	781.52	12.6
0-30	1661.13	26.7
0-40	2725.78	43.8
0-60	4845.70	77.9
0-80	6078.26	97.8
0-90	6217.92	100.0



SCALING FACTOR

POWERSSET		FIELDCCET		
FIXTURE	WATTS	3500K	4000K	5000K
1'X4'	25	0.61	0.66	0.64
	30	0.69	0.75	0.73
	40	0.92	1.00	0.97
2'X2'	25	0.63	0.68	0.65
	30	0.71	0.78	0.74
	40	0.91	1.00	0.95
2'X4'	30	0.61	0.65	0.63
	40	0.80	0.86	0.83
	50	0.93	1.00	0.97