



BP1 Backlit Flat Panel

HIGHLIGHTS

- Low profile design is ideal for shallow plenum spaces
- Backlit design provides direct light and does not require a light guide plate
- The use of a high-quality, non-yellowing PMMA diffuse lens ensures optimal light uniformity
- Lightweight design makes it easier and faster to install
- Available in 1'x4', 2'x2' and 2'x4' sizes
- Compatible with networked lighting controls (-12 Models)
- PowerSet feature allows for multiple lumen stops out of the box
- FieldCCeT features provides multiple color temperature settings in one fixture

CERTIFICATIONS

- ETL listed for US & Canada
- RoHS Compliant
- FCC Compliant
- ICES-005 Compliant
- IC Rated for insulation contact
- Damp Location rated
- DesignLights Consortium® Qualified - meets DLC requirements for efficacy and lumen maintenance
- DesignLights Consortium® Premium Qualified - meets the requirements for the highest DLC qualification for efficacy and lumen maintenance

PERFORMANCE

- High efficacy, up to 125 lm/W
- Available in fixed wattage models: 30W and 40W and PowerSet models: power-selectable 30/25/20W, 40/30/25W or 50/40/30W
- Available in single CCT models: 4000K and FieldCCeT models: field-selectable CCT 35/40/5000K
- CRI: >80
- Beam Angle: 120°
- Estimated L70: 100,000 Hours

ELECTRICAL

- Input voltage: 120-277V or 120-347V
- 0-10V dimming, dim-to-off
- Surge Protection: 2 kV
- Power Factor: >0.9
- THD: <20%

THERMAL

- -4°F to 113°F (-20°C to 45°C) ambient operating temperature

CONSTRUCTION

- White powder coated aluminum frame
- Non-yellowing PMMA diffuse lens


WARRANTY

- 5-Year limited warranty available [online](#). Contact your EiKO sales rep for additional details.

project name	type
catalog number	voltage
approved by	date



1X4



2X2



2X4



APPLICATIONS

- Office
- Hospitals
- Retail
- Schools
- General Purpose lighting

KEY FEATURES

IMPROVED BACKLIT DESIGN


Backlit design uses an LED arrangement across the entire panel enabling direct lighting that does not require the dispersal of light via a light guide plate. This allows for more efficient lighting and an overall construction that is extremely lightweight, while resisting bowing when hung.

EXTENDED JUNCTION BOX

Four knockouts and a 6" junction box allows for easy access and quick installations.

INCLUDED SEISMIC CLIPS

With the integrated seismic clips, easily install and secure flat panels onto T-bar grids.



AVAILABLE MODELS

ORDER	ORDER CODE	ITEM #	SIZE	WATTS*	CCT**	LUMENS	EFFICACY (lm/W)	VOLTAGE	TRADITIONAL WATTAGE EQUIVALENT	DLC ID#	
										STANDARD	PREMIUM
1x4											
	13174	BP1-14PS40S-40-H	1x4	40/30/25W	4000K	4400/3300/2750 lm	110 lm/W	120-347V	2 x 32W 4ft T8	S-HOE8P9	
	13179	BP1-14PS30P-FCCT-H	1x4	30/25/20W	35/40/5000K	3750/3125/2500 lm	125 lm/W	120-347V	2 x 32W 4ft T8		S-YBLQGV
	14642	BP1-14PS30P-FCCT-H-12	1x4	30/25/20W	35/40/5000K	3750/3125/2500 lm	125 lm/W	120-347V	2 x 32W 4ft T8		S-YBLQGV
2x2											
	13169	BP1-2230S-40-U	2x2	30W	4000K	3300 lm	110 lm/W	120-277V	2 x 17W 2ft T8	S-MAG6DQ	
	13172	BP1-22PS30P-40-U	2x2	30/25/20W	4000K	3750/3125/2500 lm	125 lm/W	120-277V	2 x 17W 2ft T8		S-PNDBU5
	13180	BP1-22PS30P-FCCT-H	2x2	30/25/20W	35/40/5000K	3750/3125/2500 lm	125 lm/W	120-347V	2 x 17W 2ft T8		S-JTY408
	14644	BP1-22PS30P-FCCT-H-12	2x2	30/25/20W	35/40/5000K	3750/3125/2500 lm	125 lm/W	120-347V	2 x 17W 2ft T8		S-JTY408
	13175	BP1-22PS40S-40-H	2x2	40/30/25W	4000K	4400/3300/2750 lm	110 lm/W	120-347V	2 x 17W 2ft T8	S-ZK6731	
2x4											
	13170	BP1-2430S-40-U	2x4	30W	4000K	3300 lm	110 lm/W	120-277V	4 x 32W 4ft T8	S-2ZDV4T	
	13173	BP1-24PS30P-40-U	2x4	30/25/20W	4000K	3750/3125/2500 lm	125 lm/W	120-277V	4 x 32W 4ft T8		S-OD6MLY
	13176	BP1-24PS40S-40-H	2x4	40/30/25W	4000K	4400/3300/2750 lm	110 lm/W	120-347V	4 x 32W 4ft T8	S-4EU69J	
	13177	BP1-24PS40P-40-H	2x4	40/30/25W	4000K	5000/3750/3125 lm	125 lm/W	120-347V	4 x 32W 4ft T8		S-RXBM7P
	13171	BP1-2440S-40-U	2x4	40W	4000K	4400 lm	110 lm/W	120-277V	4 x 32W 4ft T8	S-RBC2AG	
	13178	BP1-24PS50S-FCCT-U	2x4	50/40/30W	35/40/5000K	5500/4400/3300 lm	110 lm/W	120-277V	4 x 32W 4ft T8	S-IC6XZ	
	13181	BP1-24PS50P-FCCT-H	2x4	50/40/30W	35/40/5000K	6250/5000/3750 lm	125 lm/W	120-347V	4 x 32W 4ft T8		S-JFYTHL
	14643	BP1-24PS50P-FCCT-H-12	2x4	50/40/30W	35/40/5000K	6250/5000/3750 lm	125 lm/W	120-347V	4 x 32W 4ft T8		S-JFYTHL

* All power-selectable fixtures ship at the highest wattage setting

** All CCT-selectable fixtures ship at 4000K

FACTORY INSTALLED OPTIONS

CUSTOM CORD LENGTH	BATTERY BACKUP	CONTROLS
<p>[Blank]: Default no cord</p> <p>A1xx: 300V 18/3 armored cable, XX to specify length up to 99'</p> <p>A2xx*: 600V 18/3 armored cable, XX to specify length up to 99'</p> <p>Custom length required (in feet)</p>	<p>[Blank]: Default, no battery back-up</p> <p>EB08*: 8W, External Backup battery 100-347V</p> <p>EB18*: 18W, External Backup battery 100-347V</p>	<p>[Blank]: Default, no no control</p> <p>M21: Snap-in fixture controller, no sensing</p>

* Batteries are wired, not secured to fixture.

MODEL CONFIGURATOR



FACTORY INSTALLED OPTIONS

MODEL	-	SIZE	WATTS	DLC	-	CCT	-	VOLTAGE	-	AUX POWER	-	CORD LENGTH	-	BATTERY BACKUP	-	CONTROLS
BP1	-				-		-		-		-		-		-	





EXAMPLE PART NUMBER: BP1-24PS40P-40-H-12-EB08-M11

REFER TO FOLLOWING SECTIONS FOR DETAILS ON FACTORY INSTALLED OPTIONS & AVAILABLE FIELD INSTALLED OPTIONS

ACCESSORIES

ORDER	ORDER CODE	ITEM #	DESCRIPTION
MOUNTING ACCESSORIES			
	13909	FP1-SMK-14	FP1 Surface Mount Kit For 1x4 Flat Panels and Troffers 
	13908	FP1-SMK-22	FP1 Surface Mount Kit For 2x2 Flat Panels and Troffers 

ACCESSORIES CONT'D

ORDER	ORDER CODE	ITEM #	DESCRIPTION	
MOUNTING ACCESSORIES				
	13912	FP1-SMK-24	FP1 Surface Mount Kit For 2x4 Flat Panels and Troffers	
	13913	FP1-RMK-14	FP1 Recessed Mount Kit For 1x4 Flat Panels and Troffers	
	13914	FP1-RMK-22	FP1 Recessed Mount Kit For 2x2 Flat Panels and Troffers	
	13915	FP1-RMK-24	FP1 Recessed Mount Kit For 2x4 Flat Panels and Troffers	

BATTERY BACKUPS

ORDER	ORDER CODE	ITEM #	DESCRIPTION	FACTORY INSTALLED CODE
	11674	EEBE08WHA170S*	EiKO Emergency Battery External 8W 120-347V 170VDC Single Flex-Conduit CEC Compliant. Factory or field install. See spec sheet for full details.	EB08
	11675	EEBE18WHA170S*	EiKO Emergency Battery External 18W 100-347V 170VDC Single Flex-Conduit CEC Compliant. Factory or field install. See spec sheet for full details.	EB18

*** WARNING:** When using these AC version battery backups with any control solution, internal rewiring is required according to the installation sheet's wiring diagram. Failure to do so may result in a violation of safety codes.

CONTROLS & SENSORS: FIELD INSTALLED

ORDER	ORDER CODE	ITEM #	DESCRIPTION	FACTORY INSTALLED CODE
STANDALONE CONTROLS				
ROOM LEVEL CONTROL*				
	753996	ODC04-IDW	Leviton ceiling occupancy sensor with photocell, PIR, Provolt™ lighting control, 8'-12' mount, 450 sq ft, Daylighting, Auto-Calibration, 120-277V. CEC Title 20/24 compliant. Color: White. Order separately. Available for Special Order Only.	---
	801573	ODC15-IDW	Leviton ceiling occupancy sensor with photocell, PIR, Provolt™ lighting control, 8'-12' mount, 1500 sq ft, Daylighting, Auto-Calibration, 120-277V. CEC Title 20/24 compliant. Color: White. Order separately. Available for Special Order Only.	---
	701018	ODS10-IDW	Leviton wall switch occupancy sensor with photocell, PIR, selectable auto/manual lighting control, vandal resistant, 2100 sq ft, 120-277V. CEC Title 20/24 compliant. Color: White. Order separately, wall plate ordered separately. Available for Special Order Only.	---
	728238	IP710-DLZ	Leviton IllumaTech 0-10V slide dimmer, with LED locator light, 120-277V. Color: White. Order separately, wall plate ordered separately. Available for Special Order Only.	---
	769237	DS710-10Z	Leviton Decora 0-10V slide dimmer, 120-277V. Color: White. Order separately, wall plate ordered separately. Available for Special Order Only.	---
	745976	AWSMT-7DW	Leviton Renoir II 0-10V slide dimmer, Title 24 compliant, 120/277. Color: White. Wall plate included. Order separately. Available for Special Order Only.	---

* Leviton controls available for Special Order Only.

NETWORKED LIGHTING CONTROLS (NLC)				
SENSOR AND CONTROLLER				
	12634	PSC-WCM-450-BLE-SR	BLE TruBlu Wireless Control Module, 120-277V 16A Relay, 0-10V, 12V AUX 300mA, 100ft, Parameters set by Silvoir App	---
	13245	SENA-WHPA*	BLE PIR Motion sensor, 12-24V, 1/2" Button Snap-in, 0-10V, Daylight Harvesting, 8-12ft, Parameters set by Silvoir App. Note: To be used only with 14642, 14643, or 14644. When this snap-in sensor is installed on the fixture the motion sensor will need to be disabled via Silvoir App as the sensor will be located on the back of the fixture. This device acts only as a fixture controller without sensor.	M21

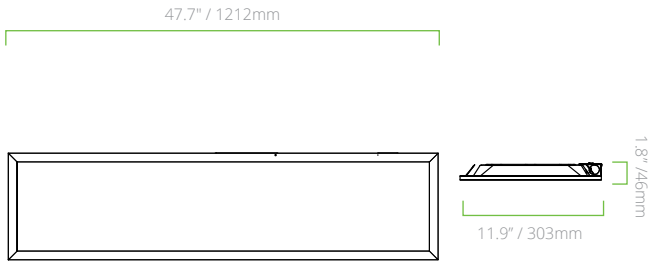
CONTROLS & SENSORS: FIELD INSTALLED

ORDER	ORDER CODE	ITEM #	DESCRIPTION	FACOTRY INSTALLED CODE
NETWORKED LIGHTING CONTROLS (NLC)				
SENSOR AND CONTROLLER				
	13359	SENA-WCPA	BLE PIR Motion sensor, 12-24V, Ceiling Mount, 0-10V, Daylight Harvesting, 12ft, OD3.3" WhiteTrim (ID2.7"), Parameters set by Silvair App. Note: Requires a power supply of 12-24VDC from the PSC-WCM-450-BLE-SR for proper operation.	---

WALL OR WIRELESS CONTROLLERS				
	12635	PSC-DM-WS-100-BLE-SR	BLE TruBlu 120-277V, Single Gang Single Button Wall Controller, White, Parameters set by Silvair App.	---
	12636	PSC-DM-I-WS-100-BLE-SR	BLE TruBlu PIR Occupancy/ Vacancy Sensor, 120-277V, Single Gang Wall Controller, White, Parameters set by Silvair App.	---
	12637	PSC-DM-WS-400-BLE-SR	BLE TruBlu 4-Button Wall Controller, 120-277V, Single Gang, White, Parameters set by Silvair App.	---
	12654	ESRPB-W-EO	BLE Easyfit by EnOcean wireless self-powered kinetic Single rocker pad, white, wall plate included.	---
	12655	EDRPB-W-EO	BLE Easyfit by EnOcean wireless self-powered kinetic Double rocker pad, white, wall plate included.	---

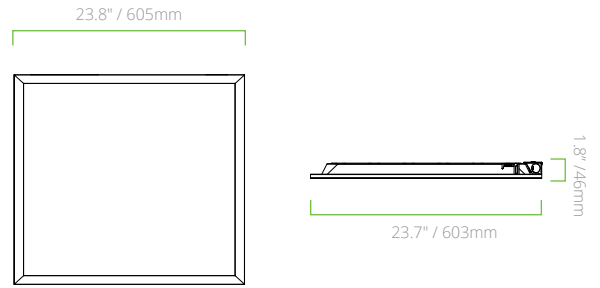
* Works only with "-12" models as controller, no sensing.

PRODUCT DIMENSIONS



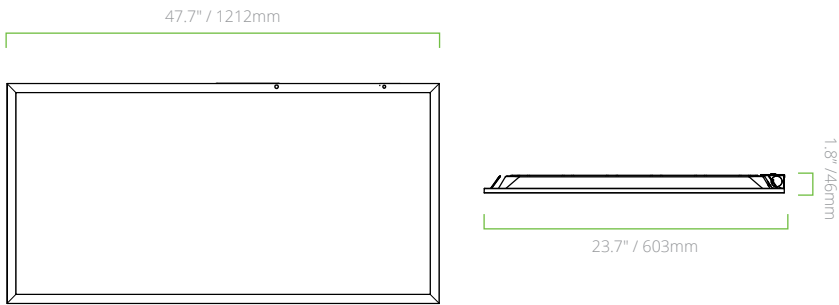
1X4 MODELS

Weight: 5.0 lbs / 2.3 kg



2X2 MODELS

Weight: 4.6 lbs / 2.1 kg



2X4 MODELS

Weight: 8.4 lbs / 3.8 kg