



DSD Downlight Surface Disk

FEATURES

- Easy install directly to the J-box
- FieldCCeT feature allows for multiple “5 set and forget” CCT options in each fixture

CERTIFICATIONS

- ETL Listed for wet locations
- ENERGY STAR® approved for superior energy efficiency
- 90CRI models are Title 20 certified and support compliance with Title 20 & Title 24 (JA8)
- Rebate friendly - eligible for local utility rebates

PERFORMANCE

- Rated lifetime: L70: >50,000 hours
- 80 CRI: 700 lm @ 10W, 3000K; 1,000 lm @ 13W; 1,200 lm @ 15W
- 90 CRI: 830 lm @ 10W, 27/30/35/40/5000K; 1,080 lm @ 13W; 1,245 lm @ 15W
- FieldCCeT: 27/30/35/40/5000K CCT

ELECTRICAL

- Input voltage: 120V
- Dimmable to 10% with compatible Triac dimmers
- Power Factor:
 - 80 CRI: >0.7
 - 90 CRI: >0.9

THERMAL

- -4°F to 104°F (-20°C to 40°C) operating temperature

CONSTRUCTION

- Plastic housing
- White finish

WARRANTY

- 5 year limited warranty. Additional warranty options available. Contact EiKO for details

project name	type
catalog number	voltage
approved by	date



APPLICATIONS

- Healthcare
- Hospitality
- Office
- Library
- Residential
- Retail

NOMENCLATURE

MODEL	SIZE	WATTAGE	CRI/CCT	VOLTAGE	DIMMING	FINISH
DSD : Downlight Surface Disk	4" - 4 inch	10W - 10W	830 - 80 CRI; 3000K 9FCCT - 90 CRI; 27/30/35/40/5000K	120 - 120V	DT - Triac	WH - White
	6" - 6 inch	13W - 13W				
	8" - 8 inch	15W - 15W				

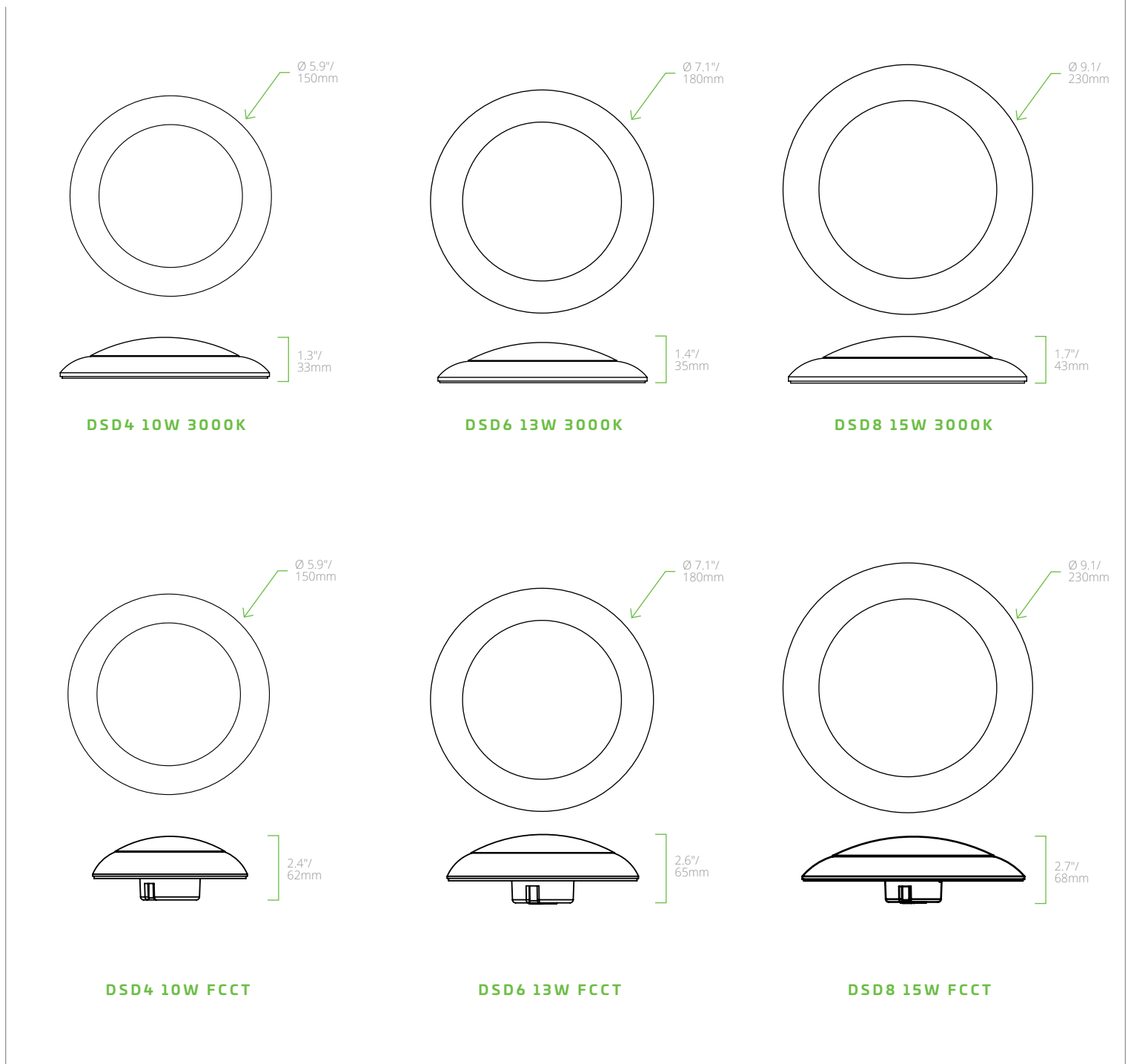


PERFORMANCE SUMMARY

ORDER CODE	ITEM #	SIZE	WATTS	NOMINAL LUMENS	LPW	CRI	CCT	VOLTS	T20/JA8	ENERGY STAR
12490	DSD4/10W/830/120DTWH	4"	10W	700	70	80	3000K	120V		✓
12491	DSD6/13W/830/120DTWH	6"	13W	1,000	77	80	3000K	120V		✓
12492	DSD8/15W/830/120DTWH	8"	15W	1,200	80	80	3000K	120V		✓
12493	DSD4/10W/9FCCT/120DTWH	4"	10W	830	83	90	27/30/35/40/5000K	120V	✓	✓
12494	DSD6/13W/9FCCT/120DTWH	6"	13W	1,080	83	90	27/30/35/40/5000K	120V	✓	✓
12495	DSD8/15W/9FCCT/120DTWH	8"	15W	1,245	83	90	27/30/35/40/5000K	120V	✓	✓

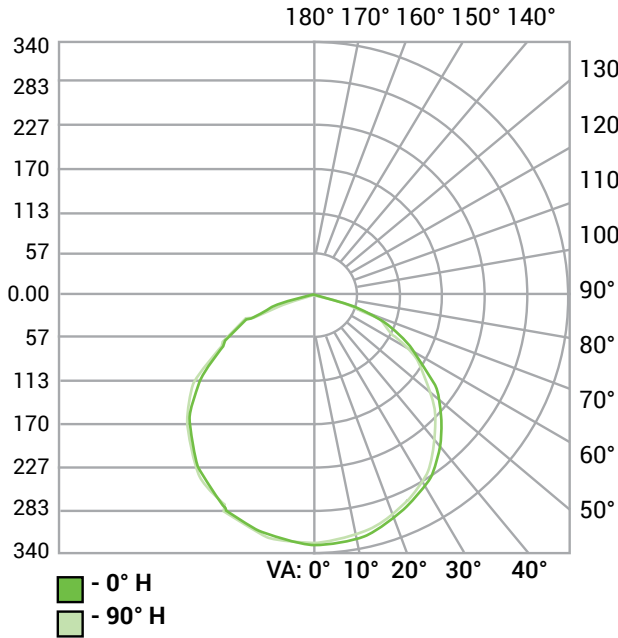
*Ships at 2700K

PRODUCT DIMENSIONS



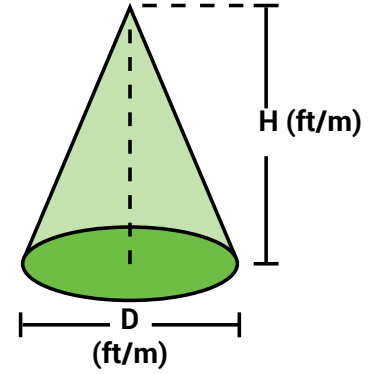
PHOTOMETRIC INFORMATION - DSD4/10W830/120DTWH

POLAR CANDELA DISTRIBUTION



POWER
10W
VOLTAGE
120-277V

ILLUMINANCE AT A DISTANCE

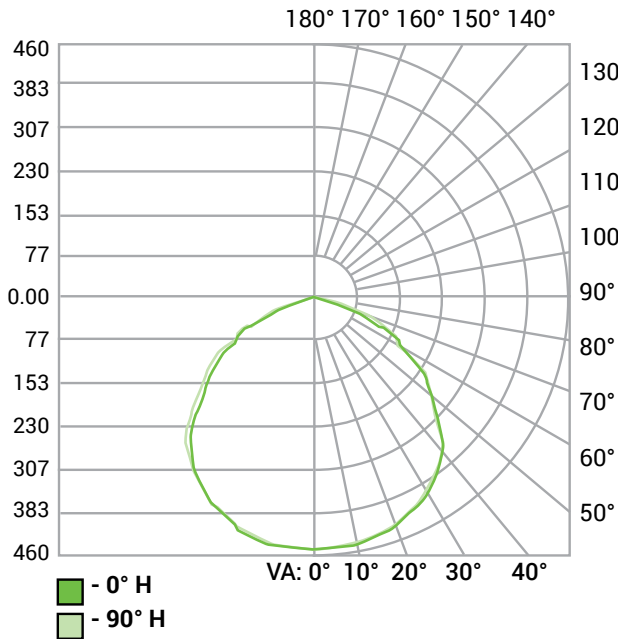


H (ft/m)	LUX	FC	D (ft/m)
6.6' (2m)	83.12	7.72	12.2' (3.7m)
9.8' (3m)	36.94	3.43	18.4' (5.6m)
13.1' (4m)	20.78	1.93	24.3' (7.4m)
16.4' (5m)	13.30	1.24	30.6' (9.3m)
19.7' (6m)	9.24	0.86	36.5' (11.1m)

*Based on operation at 120V.

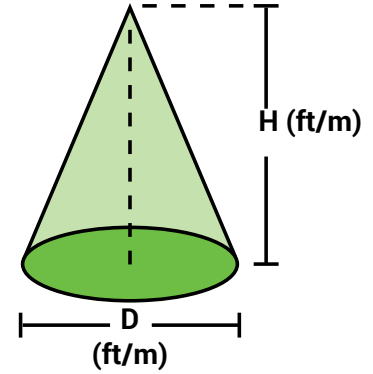
PHOTOMETRIC INFORMATION - DSD6/13W830/120DTWH

POLAR CANDELA DISTRIBUTION



POWER
13W
VOLTAGE
120-277V

ILLUMINANCE AT A DISTANCE



H (ft/m)	LUX	FC	D (ft/m)
6.6' (2m)	114.27	10.62	12.2' (3.7m)
9.8' (3m)	50.79	4.72	18.4' (5.6m)
13.1' (4m)	28.57	2.65	24.3' (7.4m)
16.4' (5m)	18.28	1.70	30.6' (9.3m)
19.7' (6m)	12.7	1.18	36.5' (11.1m)

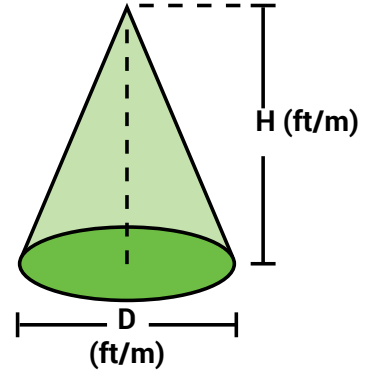
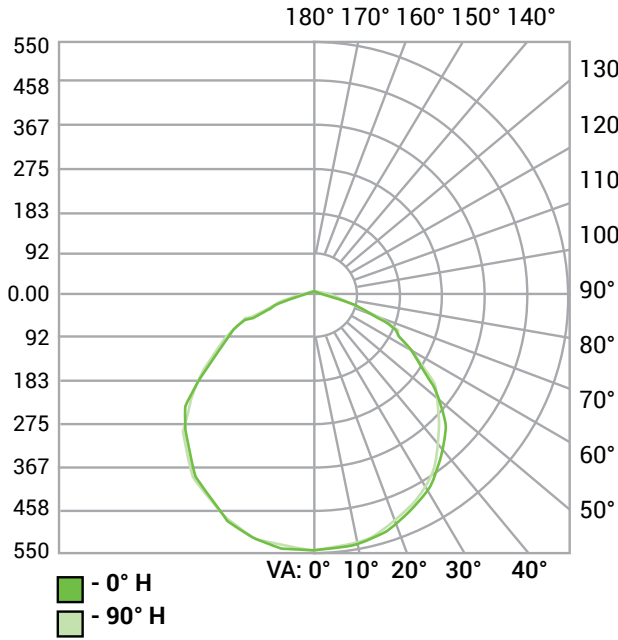
*Based on operation at 120V.

PHOTOMETRIC INFORMATION - DSD815W830120DTWH

POLAR CANDELA DISTRIBUTION

ILLUMINANCE AT A DISTANCE

POWER
15W
VOLTAGE
120-277V



H (ft/m)	LUX	FC	D (ft/m)
6.6' (2m)	136.06	12.64	12.2' (3.7m)
9.8' (3m)	60.47	5.62	18.4' (5.6m)
13.1' (4m)	34.01	3.16	24.3' (7.4m)
16.4' (5m)	21.77	2.02	30.6' (9.3m)
19.7' (6m)	15.12	1.40	36.5' (11.1m)

*Based on operation at 120V.