



Model #	
Type	
Project	
Date	


FL5-SERIES FLOOD & AREA LIGHT

The FL5-Series Flood Light represents our entry into specification grade exterior lighting. Finished in black, its sleek design and larger housing size provides an attractive look, especially when mounted on poles. Offering a wide range of mounting options, lumen packages, IES beam distribution patterns, and integrated controls, they will allow you to achieve any design requirement.



HIGHLIGHTS

- Up to 135 lm/W
- 80+ CRI
- 0-10V dimming
- Die-cast aluminum
- Durable polycarbonate lens
- Low-profile and versatile light-weight design
- Flicker-free
- Designed to work in -40°C/-40°F environments
- Pre-installed 3 foot whip for easy installations
- Easily mounts to a wall, pole, tenon or flat surface
- Surge protection included
- Backed by our worry-free 10 year warranty



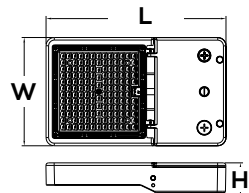
APPLICATIONS

Designed for building perimeters, walkways, landscapes and various other specification grade exterior lighting.

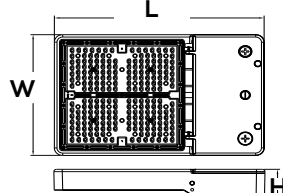
DIMENSIONS

VOLTAGE (V)	POWER (W)	L (inches/mm)	W (inches/mm)	H (inches/mm)	WEIGHT (kg/lbs)
120-277 / 120-347	80	13 3/4" (349 mm)	8 1/4" (210 mm)	2 1/12" (63 mm)	2.9 kg / 6.4 lbs
	100				3.1 kg / 6.8 lbs
	150	15 3/4" (400 mm)	10 3/16" (210 mm)	2 1/12" (63 mm)	3.7 kg / 8.2 lbs
	200				10 3/16" (258 mm)
	240	21 1/2" (546 mm)	12 7/8" (327 mm)	2 1/2" (63 mm)	5.8 kg / 12.8 lbs
	300				6.0 kg / 13.2 lbs
	450	25 1/2" (647 mm)	13" (331 mm)	3 1/4" (82 mm)	9.3 kg / 20.5 lbs

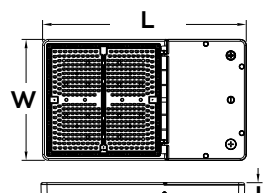
80-100W



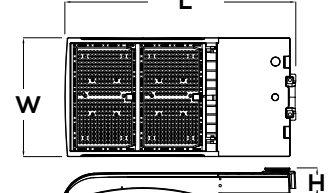
150-200W



240-300W



450W



ORDERING GUIDE

SERIES	POWER (W)	POWER SELECT (W)	CCT	LENS TYPE	VOLTAGE
FL5	080: 80W	Blank: No power select G: 150/100/80 (1) G: 300/240/200 (2) G: 450/400/350 (3)	3: 3000K (4)	T2: Type II	1: 120-277V, 0-10V dimming, internal connection 2: 277-480V, 0-10V dimming, internal connection 3: 120-347V, 0-10V dimming, internal connection
	100: 100W		4: 4000K (5)	T3: Type III	
	150: 150W		5: 5000K (4)	T4: Type IV	
	200: 200W			T5: Type V	
	240: 240W				
	300: 300W				
	450: 450W				

FACTORY-INSTALLED OPTIONS

DIMMING	MOTION SENSOR	PHOTOCELL	SURGE PROTECTION
Blank: Default, no external dimming cord 0: 3.5' 0-10V 18/2 cord provided, external connection	Blank: Default, no sensor M2: Microwave motion sensor, dimming, 12VDC M12: PIR motion sensor, dimming, 12VDC	Blank: Default, no socket, no photocell P1: Stem mount swivel photocell, on/off, 120V (PC1-TPT-1) (6) P3: Stem mount swivel photocell, on/off, 347V (ST347) (6) OS: Twist-lock 3-pin socket with shorting cap OP: Twist-lock 3-pin socket with on/off photocell DS: Twist-lock 7-pin socket with shorting cap DP: Twist-lock 7-pin socket with midnight dimming photocell	Blank: Default, 10kV additional surge protector included SP2: 20kV surge protector included (7)

MODEL SELECTION

FACTORY-INSTALLED OPTIONS

SERIES	POWER (W)	POWER SELECT (W)	CCT	LENS TYPE	VOLTAGE	DIMMING	MOTION SENSOR	PHOTOCELL	SURGE PROTECTION
FL5	150	G	5	T2	2	0	M2	DP	SP2

EXAMPLE: FL5-150G5T2-20-M2-DP-SP2

Notes:

- 1: Available with Power option "150" only
- 2: Available with Power option "300" only
- 3: Available with Power option "450" only
- 4: Available with Power Select option "G" only
- 5: Power Select option must be "blank"
- 6: Not compatible with Yoke mount
- 7: Not available with Voltage & Dimming options "3" or "30"

ACCESSORIES SELECTION

ORDER	MODEL #	DESCRIPTION
	FL5-FM	Fixed mount for FL5, 80-300W
	FL5-FM-XL	Fixed mount for FL5, 450W
	FL5-MA	Mounting arm for FL5, 80-300W
	FL5-MA-XL	Mounting arm for FL5, 450W
	FL5-SF	Slip fitter for FL5, 80-300W
	FL5-SF-XL	Slip fitter for FL5, 450W
	FL5-TR	Trunnion mount for FL5, 80-300W
	FL5-TR-XL	Trunnion mount for FL5, 450W
	FL5-YK-S	Yoke mount for FL5, 80W & 100W
	FL5-YK-M	Yoke mount for FL5, 150W & 200W
	FL5-YK-L	Yoke mount for FL5, 240W & 300W
	FL5-YK-XL	Yoke mount for FL5, 450W
	FL5-SHIELD-S	Glare shield for FL5, 80W & 100W, front or back
	FL5-SHIELD-M	Glare shield for FL5, 150W & 200W, front or back
	FL5-SHIELD-L	Glare shield for FL5, 240W & 300W, front or back
	FL5-SHIELD-XL	Glare shield for FL5, 450W, front and/or back
	FL5-SHIELD-SIDE-S	Side shield for FL5, 80W & 100W, either side
	FL5-SHIELD-SIDE-M	Side shield for FL5, 150W & 200W, either side
	FL5-SHIELD-SIDE-L	Side shield for FL5, 240W & 300W, either side
	FL5-SHIELD-SIDE-XL	Side shield for FL5, 450W, either side
	FL5-MS	Microwave sensor, fixture only mount for FL5, 12V
	FL5-MSP	PIR sensor, fixture only mount for FL5, 12V
	RC02	Remote for motion sensors (one remote is required if ordering): FL5-MS (Factory-Installed code M2) FL5-MSP (Factory-Installed code M12)
	PC1-TPT-1	Stem Mount Swivel Photocell, 120V
	ST347	Stem Mount Swivel Photocell, 347V
	JL-205C	3-pin twist-lock photocell, 120-277V, 120W+ only
	JL-207C	3-pin twist-lock photocell, 120-277V, any wattage
	JL-207F	3-pin twist-lock photocell, 120-480V, any wattage
	JL-242C	5-pin twist lock photocell, midnight dimming, 120-277V
	JL-242F	5-pin twist lock photocell, midnight dimming, 347-480V

PRODUCT FEATURES

CONSTRUCTION

- Side 1/2" NPT threaded knockout

INSTALLATION

- Glare shield (optional) can be mounted on the back or front side to reduce light spill. Only the 450W model can install two glare shields together in both front and back positions.
- Side glare shield (optional) can be mounted to either fixture side to reduce side light spill. Two side glare shields can be installed together on a fixture. Glare shields and side glare shields do not combine.

ELECTRICAL

- "-1" models designed to operate between 100-277V
- "-2" models designed to operate between 277-480V"
- "-3" models designed to operate between 120-347V
- 12V aux connections available
- All models include additional 10kV surge protector
- 0-10V dimming, dim-to-off
- Flicker free

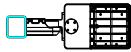
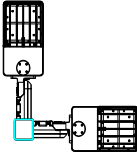

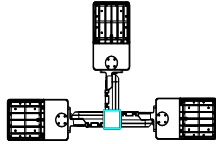
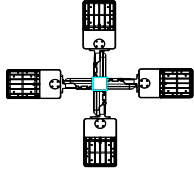
LISTINGS & RATINGS

- cULus / cETLus
- DLC Premium
- Wet location
- RoHS compliant
- IP65 rated
- 3G rated
- FCC rated
- Listed for use in:
-40°C to 45°C (-40°F to 113°F)

RATED LIFE & WARRANTY

- LED system: >50,000 hours at L70
- 10 year warranty
(visit premiseled.com/warranty/)

MOUNTING CONFIGURATION EPAs

FIXTURE SIZE	SINGLE	DOUBLE @ 90	DOUBLE @ 180	TRIPLE @ 90	FOUR @ 90
80-100W	0.55	0.65	1.09	1.09	1.09
150-200W	0.60	0.73	1.19	1.19	1.19
240-300W	0.74	0.90	1.48	1.48	1.48
450W	1.10	1.30	2.10	2.20	2.20
					

Note: EPA values shown include fixture and mounting arm.
Customer is responsible for engineering analysis to confirm application compatibility

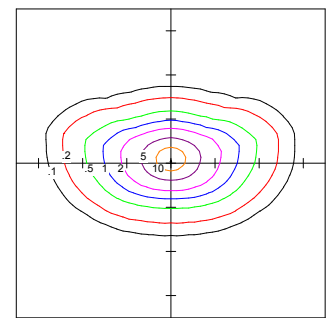
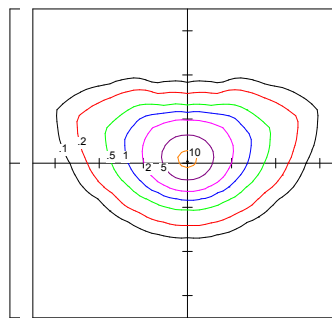
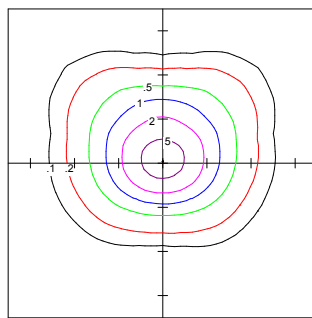
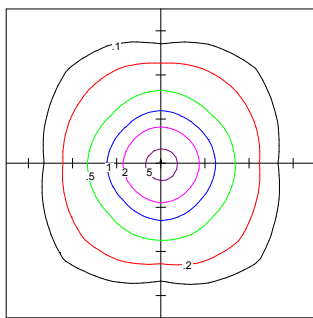
OPTICAL DISTRIBUTIONS

**TYPE V SQUARE
(T5)**

**TYPE IV
(T4)**

**TYPE III
(T3)**

**TYPE II
(T2)**



Distances are in units of mounting height (20').

ORDERING INFORMATION (TYPE V DISTRIBUTION)

INPUT VOLTAGE	MODEL NUMBER	POWER (W)	CCT (K)	DELIVERED LUMENS (lm)	EFFICACY (lm/W)	BUG RATING	DLC PREMIUM
120-277V	FL5-0804T5-1	80W	4K	10,304 lm	136 lm/W	B3-U0-G3	S-1WXEG0
	FL5-1004T5-1	100W	4K	14,248 lm	135 lm/W	B4-U0-G3	S-2EVTPA
	FL5-1504T5-1	150W	4K	20,512 lm	135 lm/W	B4-U0-G4	S-NHAOSX
	FL5-2004T5-1	200W	4K	27,133 lm	135 lm/W	B5-U0-G4	S-RB8APJ
	FL5-2404T5-1	240W	4K	32,640 lm	135 lm/W	B5-U0-G4	S-VOANY4
	FL5-3004T5-1	300W	4K	40,918 lm	135 lm/W	B5-U0-G4	S-8LX2NM
	FL5-4504T5-1	450W	4K	61,289 lm	135 lm/W	B5-U0-G4	S-2Z048E
277-480V	FL5-0804T5-2	80W	4K	11,201 lm	135 lm/W	B3-U0-G3	S-3JSWEV
	FL5-1004T5-2	100W	4K	14,719 lm	137 lm/W	B4-U0-G3	S-D2KI08
	FL5-1504T5-2	150W	4K	20,766 lm	136 lm/W	B4-U0-G4	S-YP3DA9
	FL5-2004T5-2	200W	4K	26,695 lm	135 lm/W	B5-U0-G4	S-L5SM67
	FL5-2404T5-2	240W	4K	32,256 lm	135 lm/W	B5-U0-G4	S-G4P768
	FL5-3004T5-2	300W	4K	39,992 lm	135 lm/W	B5-U0-G4	S-QIVU2K
	FL5-4504T5-2	450W	4K	61,980 lm	137 lm/W	B5-U0-G4	S-PV2ZY1
120-347V	FL5-0804T5-3	80W	4K	10,496 lm	136 lm/W	B3-U0-G3	S-LHB68N
	FL5-1004T5-3	100W	4K	13,389 lm	136 lm/W	B3-U0-G3	S-QV27MY
	FL5-1504T5-3	150W	4K	20,363 lm	136 lm/W	B4-U0-G4	S-RU1IN9
	FL5-2004T5-3	200W	4K	27,523 lm	135 lm/W	B5-U0-G4	S-42LE0B
	FL5-2404T5-3	240W	4K	33,318 lm	135 lm/W	B5-U0-G4	S-NM3GA7
	FL5-3004T5-3	300W	4K	40,593 lm	135 lm/W	B5-U0-G4	S-DIOZL0
	FL5-4504T5-3	450W	4K	62,361 lm	135 lm/W	B5-U0-G4	S-9VDGYP

ORDERING INFORMATION (TYPE V SELECTABLE POWER)

INPUT VOLTAGE	MODEL NUMBER	POWER SELECTABLE (W)	CCT (K)	DELIVERED LUMENS (lm)	EFFICACY (lm/W)	BUG RATING	DLC PREMIUM
120-277V	FL5-150G3T5-1	150W/ 100W/ 80W	3K	18,460 lm/ 12,500 lm/ 10,000 lm	122 lm/W	B4-U0-G4	S-BH2R4F
	FL5-300G3T5-1	300W/ 240W/ 200W	3K	36,701 lm/ 30,000 lm/ 25,000 lm	122 lm/W	B5-U0-G4	S-HVWQ6N
	FL5-450G3T5-1	450W/ 350W/ 300W	3K	56,250 lm/ 50,000 lm/ 43,750 lm	125 lm/W	B5-U0-G4	S-UYRXJP
	FL5-150G5T5-1	150W/ 100W/ 80W	5K	20,250 lm/ 13,500 lm/ 10,800 lm	135 lm/W	B4-U0-G4	S-GRD8NQ
	FL5-300G5T5-1	300W/ 240W/ 200W	5K	40,918 lm/ 32,400 lm/ 27,000 lm	137 lm/W	B5-U0-G4	S-UDEI1G
	FL5-450G5T5-1	450W/ 350W/ 300W	5K	61,650 lm/ 54,000 lm/ 47,250 lm	135 lm/W	B5-U0-G4	S-OPF05W

ORDERING INFORMATION (TYPE V SELECTABLE POWER)

INPUT VOLTAGE	MODEL NUMBER	POWER SELECTABLE (W)	CCT (K)	DELIVERED LUMENS (lm)	EFFICACY (lm/W)	BUG RATING	DLC PREMIUM
277-480V	FL5-150G3T5-2	150W/ 100W/ 80W	3K	18,568 lm/ 12,500 lm/ 12,500 lm	122 lm/W	B4-U0-G4	S-UOWM6T
	FL5-300G3T5-2	300W/ 240W/ 200W	3K	36,299 lm/ 30,000 lm/ 25,000 lm	123 lm/W	B5-U0-G4	S-K562ER
	FL5-450G3T5-2	450W/ 400W/ 350W	3K	56,752 lm/ 50,000 lm/ 43,750 lm	125 lm/W	B5-U0-G4	S-HUZP4Q
	FL5-150G5T5-2	150W/ 100W/ 80W	5K	20,766 lm/ 13,500 lm/ 10,800 lm	136 lm/W	B5-U0-G4	S-YSERU8
	FL5-300G5T5-2	300W/ 240W/ 200W	5K	39,992 lm/ 32,400 lm/ 27,000 lm	135 lm/W	B5-U0-G4	S-R6YLAO
	FL5-450G5T5-2	450W/ 400W/ 350W	5K	61,604 lm/ 54,000 lm/ 47,250 lm	136 lm/W	B5-U0-G4	S-FQHYR9

ORDERING INFORMATION (TYPE V SELECTABLE POWER)

INPUT VOLTAGE	MODEL NUMBER	POWER SELECTABLE (W)	CCT (K)	DELIVERED LUMENS (lm)	EFFICACY (lm/W)	BUG RATING	DLC PREMIUM
120-347V	FL5-150G3T5-3	150W/ 100W/ 80W	3K	18,509 lm/ 13,500 lm/ 10,800 lm	123 lm/W	B4-U0-G4	S-RD7PIH
	FL5-300G3T5-3	300W/ 240W/ 200W	3K	36,620 lm/ 32,400 lm/ 27,000 lm	122 lm/W	B5-U0-G4	S-G1PYA8
	FL5-450G3T5-3	450W/ 400W/ 350W	3K	57,900 lm/ 54,000 lm/ 47,250 lm	126 lm/W	B5-U0-G4	S-1XNDSG
	FL5-150G5T5-3	150W/ 100W/ 80W	5K	20,363 lm/ 13,500 lm/ 10,800 lm	136 lm/W	B4-U0-G4	S-36B8W4
	FL5-300G5T5-3	300W/ 240W/ 200W	5K	40,593 lm/ 32,400 lm/ 27,000 lm	135 lm/W	B5-U0-G4	S-RBHTCY
	FL5-450G5T5-3	450W/ 400W/ 350W	5K	62,350 lm/ 54,000 lm/ 47,250 lm	135 lm/W	B5-U0-G4	S-KD6BCF

ORDERING INFORMATION (TYPE IV DISTRIBUTION)

INPUT VOLTAGE	MODEL NUMBER	POWER (W)	CCT (K)	DELIVERED LUMENS (lm)	EFFICACY (lm/W)	BUG RATING	DLC PREMIUM
120-277V	FL5-0804T4-1	80W	4K	10,448 lm	138 lm/W	B2-U0-G2	S-EDZNP3
	FL5-1004T4-1	100W	4K	14,387 lm	138 lm/W	B2-U0-G2	S-DWKPLB
	FL5-1504T4-1	150W	4K	20,850 lm	138 lm/W	B3-U0-G3	S-E00DI1
	FL5-2004T4-1	200W	4K	27,439 lm	136 lm/W	B4-U0-G4	S-L3P1W7
	FL5-2404T4-1	240W	4K	32,871 lm	137 lm/W	B4-U0-G4	S-ZFLVDW
	FL5-3004T4-1	300W	4K	41,672 lm	139 lm/W	B4-U0-G5	S-X534TG
	FL5-4504T4-1	450W	4K	61,428 lm	135 lm/W	B5-U0-G5	S-XV5HOZ
277-480V	FL5-0804T4-2	80W	4K	11,326 lm	137 lm/W	B2-U0-G2	S-E7LDYW
	FL5-1004T4-2	100W	4K	14,941 lm	139 lm/W	B2-U0-G2	S-8IJTGV
	FL5-1504T4-2	150W	4K	21,135 lm	138 lm/W	B3-U0-G3	S-9FT7CR
	FL5-2004T4-2	200W	4K	27,056 lm	137 lm/W	B4-U0-G4	S-8P4ZU7
	FL5-2404T4-2	240W	4K	33,024 lm	135 lm/W	B4-U0-G4	S-TL2KZU
	FL5-3004T4-2	300W	4K	40,519 lm	137 lm/W	B4-U0-G5	S-VRUJ70
	FL5-4504T4-2	450W	4K	61,442 lm	135 lm/W	B5-U0-G5	S-XSY6Q4
120-347V	FL5-0804T4-3	80W	4K	10,691 lm	138 lm/W	B2-U0-G2	S-WB94GF
	FL5-1004T4-3	100W	4K	13,621 lm	135 lm/W	B2-U0-G2	S-Y29IXC
	FL5-1504T4-3	150W	4K	20,681 lm	138 lm/W	B3-U0-G3	S-1MNLFA
	FL5-2004T4-3	200W	4K	27,839 lm	136 lm/W	B4-U0-G4	S-DEN2T4
	FL5-2404T4-3	240W	4K	33,733 lm	137 lm/W	B4-U0-G4	S-7QE9NL
	FL5-3004T4-3	300W	4K	41,427 lm	137 lm/W	B4-U0-G5	S-4SXR0E
	FL5-4504T4-3	450W	4K	62,323 lm	135 lm/W	B5-U0-G5	S-MGV68B

ORDERING INFORMATION (TYPE IV SELECTABLE POWER)

INPUT VOLTAGE	MODEL NUMBER	POWER SELECTABLE (W)	CCT (K)	DELIVERED LUMENS (lm)	EFFICACY (lm/W)	BUG RATING	DLC PREMIUM
120-277V	FL5-150G3T4-1	150W/ 100W/ 80W	3K	18,341 lm/ 12,500 lm/ 10,000 lm	123 lm/W	B4-U0-G4	S-RD7PIH
	FL5-300G3T4-1	300W/ 240W/ 200W	3K	36,587 lm/ 30,000 lm/ 25,000 lm	122 lm/W	B5-U0-G4	S-G1PYA8
	FL5-450G3T4-1	450W/ 400W/ 350W	3K	56,250 lm/ 50,000 lm/ 43,750 lm	126 lm/W	B5-U0-G5	S-4R6NV5
	FL5-150G5T4-1	150W/ 100W/ 80W	5K	20,850 lm/ 13,500 lm/ 10,800 lm	137 lm/W	B3-U0-G3	S-IPVR3K
	FL5-300G5T4-1	300W/ 240W/ 200W	5K	41,672 lm/ 32,400 lm/ 27,000 lm	139 lm/W	B4-U0-G4	S-Z050SV
	FL5-450G5T4-1	450W/ 400W/ 350W	5K	62,350 lm/ 54,000 lm/ 47,250 lm	135 lm/W	B5-U0-G5	S-KU0M2Y

ORDERING INFORMATION (TYPE IV SELECTABLE POWER)

INPUT VOLTAGE	MODEL NUMBER	POWER SELECTABLE (W)	CCT (K)	DELIVERED LUMENS (lm)	EFFICACY (lm/W)	BUG RATING	DLC PREMIUM
277-480V	FL5-150G3T4-2	150W/ 100W/ 80W	3K	18,453 lm/ 12,500 lm/ 10,000 lm	122 lm/W	B3-U0-G3	S-KDU68A
	FL5-300G3T4-2	300W/ 240W/ 200W	3K	36,518 lm/ 30,000 lm/ 25,000 lm	123 lm/W	B4-U0-G4	S-7XWPO8
	FL5-450G3T4-2	450W/ 400W/ 350W	3K	56,544 lm/ 50,000 lm/ 43,750 lm	125 lm/W	B5-U0-G5	S-L9CET4
	FL5-150G5T4-2	150W/ 100W/ 80W	5K	21,135 lm/ 13,500 lm/ 10,800 lm	138 lm/W	B3-U0-G3	S-006V43
	FL5-300G5T4-2	300W/ 240W/ 200W	5K	40,519 lm/ 32,400 lm/ 27,000 lm	137 lm/W	B4-U0-G4	S-30ZEJY
	FL5-450G5T4-2	450W/ 400W/ 350W	5K	61,355 lm/ 54,000 lm/ 47,250 lm	135 lm/W	B5-U0-G5	S-5ZPS98

ORDERING INFORMATION (TYPE IV SELECTABLE POWER)

INPUT VOLTAGE	MODEL NUMBER	POWER SELECTABLE (W)	CCT (K)	DELIVERED LUMENS (lm)	EFFICACY (lm/W)	BUG RATING	DLC PREMIUM
120-347V	FL5-150G3T4-3	150W/ 100W/ 80W	3K	18,573 lm/ 13,500 lm/ 10,800 lm	122 lm/W	B3-U0-G3	S-SPZXAW
	FL5-300G3T4-3	300W/ 240W/ 200W	3K	36,729 lm/ 32,400 lm/ 27,000 lm	123 lm/W	B4-U0-G4	S-WHKQVS
	FL5-450G3T4-3	450W/ 400W/ 350W	3K	58,201 lm/ 54,000 lm/ 47,250 lm	125 lm/W	B5-U0-G5	S-LOQTJY
	FL5-150G5T4-3	150W/ 100W/ 80W	5K	20,681 lm/ 13,500 lm/ 10,800 lm	138 lm/W	B3-U0-G3	S-TNUJZ3
	FL5-300G5T4-3	300W/ 240W/ 200W	5K	41,427 lm/ 32,400 lm/ 27,000 lm	137 lm/W	B4-U0-G4	S-360GU2
	FL5-450G5T4-3	450W/ 400W/ 350W	5K	62,484 lm/ 54,000 lm/ 47,250 lm	135 lm/W	B5-U0-G5	S-8QHS6D

ORDERING INFORMATION (TYPE III DISTRIBUTION)

INPUT VOLTAGE	MODEL NUMBER	POWER (W)	CCT (K)	DELIVERED LUMENS (lm)	EFFICACY (lm/W)	BUG RATING	DLC PREMIUM
120-277V	FL5-0804T3-1	80W	4K	10,369 lm	138 lm/W	B2-U0-G2	S-2Q7GBS
	FL5-1004T3-1	100W	4K	14,477 lm	138 lm/W	B2-U0-G2	S-9BN1IF
	FL5-1504T3-1	150W	4K	20,815 lm	138 lm/W	B3-U0-G3	S-QFUPCE
	FL5-2004T3-1	200W	4K	27,438 lm	136 lm/W	B3-U0-G3	S-54C0IP
	FL5-2404T3-1	240W	4K	33,212 lm	137 lm/W	B4-U0-G3	S-X64JBE
	FL5-3004T3-1	300W	4K	41,515 lm	139 lm/W	B4-U0-G4	S-16EMKD
	FL5-4504T3-1	450W	4K	61,213 lm	135 lm/W	B5-U0-G4	S-TDQ5N6
277-480V	FL5-0804T3-2	80W	4K	11,359 lm	137 lm/W	B2-U0-G2	S-9SJFE1
	FL5-1004T3-2	100W	4K	14,913 lm	139 lm/W	B2-U0-G2	S-J4BS80
	FL5-1504T3-2	150W	4K	21,109 lm	138 lm/W	B3-U0-G3	S-07JNZP
	FL5-2004T3-2	200W	4K	27,160 lm	137 lm/W	B3-U0-G3	S-S7CJLH
	FL5-2404T3-2	240W	4K	32,675 lm	137 lm/W	B4-U0-G4	S-B8S2UA
	FL5-3004T3-2	300W	4K	40,591 lm	137 lm/W	B4-U0-G4	S-KDPS0R
	FL5-4504T3-2	450W	4K	61,240 lm	136 lm/W	B5-U0-G4	S-BOF0H6
120-347V	FL5-0804T3-3	80W	4K	10,657 lm	138 lm/W	B2-U0-G2	S-MTIRAS
	FL5-1004T3-3	100W	4K	13,569 lm	138 lm/W	B2-U0-G2	S-HDU39K
	FL5-1504T3-3	150W	4K	20,700 lm	138 lm/W	B3-U0-G3	S-3ZERKS
	FL5-2004T3-3	200W	4K	27,874 lm	136 lm/W	B3-U0-G3	S-K5J7S2
	FL5-2404T3-3	240W	4K	33,804 lm	137 lm/W	B4-U0-G4	S-Z4569T
	FL5-3004T3-3	300W	4K	41,120 lm	137 lm/W	B4-U0-G4	S-75VJ4C
	FL5-4504T3-3	450W	4K	62,170 lm	135 lm/W	B5-U0-G4	S-752KUV

ORDERING INFORMATION (SELECTABLE POWER, TYPE III DISTRIBUTION)

INPUT VOLTAGE	MODEL NUMBER	POWER SELECTABLE (W)	CCT (K)	DELIVERED LUMENS (lm)	EFFICACY (lm/W)	BUG RATING	DLC PREMIUM
120-277V	FL5-150G3T3-1	150W/ 100W/ 80W	3K	18,551 lm/ 12,500 lm/ 10,000 lm	123 lm/W	B3-U0-G3	S-BDQEIZ
	FL5-300G3T3-1	300W/ 240W/ 200W	3K	36,846 lm/ 30,000 lm/ 25,000 lm	123 lm/W	B4-U0-G4	S-VYCQRX
	FL5-450G3T3-1	450W/ 400W/ 350W	3K	56,883 lm/ 50,000 lm/ 43,750 lm	125 lm/W	B5-U0-G4	S-F41WYJ
	FL5-150G5T3-1	150W/ 100W/ 80W	5K	20,815 lm/ 13,500 lm/ 10,800 lm	137 lm/W	B3-U0-G3	S-LTZH8
	FL5-300G5T3-1	300W/ 240W/ 200W	5K	41,515 lm/ 32,400 lm/ 27,000 lm	139 lm/W	B4-U0-G4	S-XVN62J
	FL5-450G5T3-1	450W/ 400W/ 350W	5K	61,579 lm/ 54,000 lm/ 47,250 lm	135 lm/W	B5-U0-G4	S-JIGWN1

ORDERING INFORMATION (TYPE III SELECTABLE POWER)

INPUT VOLTAGE	MODEL NUMBER	POWER SELECTABLE (W)	CCT (K)	DELIVERED LUMENS (lm)	EFFICACY (lm/W)	BUG RATING	DLC PREMIUM
277-480V	FL5-150G3T3-2	150W/ 100W/ 80W	3K	18,624 lm/ 12,500 lm/ 10,000 lm	122 lm/W	B3-U0-G3	S-0JSYNK
	FL5-300G3T3-2	300W/ 240W/ 200W	3K	36,708 lm/ 30,000 lm/ 25,000 lm	125 lm/W	B4-U0-G4	S-AFSBHD
	FL5-450G3T3-2	450W/ 400W/ 350W	3K	56,595 lm/ 50,000 lm/ 43,750 lm	125 lm/W	B5-U0-G4	S-3UOAJR
	FL5-150G5T3-2	150W/ 100W/ 80W	5K	21,109 lm/ 13,500 lm/ 10,800 lm	138 lm/W	B3-U0-G3	S-RD9VA6
	FL5-300G5T3-2	300W/ 240W/ 200W	5K	40,591 lm/ 32,400 lm/ 27,000 lm	137 lm/W	B4-U0-G4	S-ZSJP2D
	FL5-450G5T3-2	450W/ 400W/ 350W	5K	61,302 lm/ 54,000 lm/ 47,250 lm	136 lm/W	B5-U0-G4	S-WRNUZV

ORDERING INFORMATION (TYPE III SELECTABLE POWER)

INPUT VOLTAGE	MODEL NUMBER	POWER SELECTABLE (W)	CCT (K)	DELIVERED LUMENS (lm)	EFFICACY (lm/W)	BUG RATING	DLC PREMIUM
120-347V	FL5-150G3T3-3	150W/ 100W/ 80W	3K	18,594 lm/ 13,500 lm/ 10,800 lm	124 lm/W	B3-U0-G3	S-YTGIB2
	FL5-300G3T3-3	300W/ 240W/ 200W	3K	36,858 lm/ 32,400 lm/ 27,000 lm	125 lm/W	B4-U0-G4	S-XA62DC
	FL5-450G3T3-3	450W/ 400W/ 350W	3K	57,852 lm/ 54,000 lm/ 47,250 lm	125 lm/W	B5-U0-G4	S-Z1L54T
	FL5-150G5T3-3	150W/ 100W/ 80W	5K	20,700 lm/ 13,500 lm/ 10,800 lm	138 lm/W	B3-U0-G3	S-G1POLS
	FL5-300G5T3-3	300W/ 240W/ 200W	5K	41,120 lm/ 32,400 lm/ 27,000 lm	137 lm/W	B4-U0-G4	S-Y7U32Z
	FL5-450G5T3-3	450W/ 400W/ 350W	5K	62,537 lm/ 54,000 lm/ 47,250 lm	135 lm/W	B5-U0-G4	S-9GFW8X

ORDERING INFORMATION (TYPE II DISTRIBUTION)

INPUT VOLTAGE	MODEL NUMBER	POWER (W)	CCT (K)	DELIVERED LUMENS (lm)	EFFICACY (lm/W)	BUG RATING	DLC PREMIUM
120-277V	FL5-0804T2-1	80W	4K	10,451 lm	139 lm/W	B2-U0-G2	S-2QC90F
	FL5-1004T2-1	100W	4K	14,517 lm	139 lm/W	B2-U0-G2	S-G97IXZ
	FL5-1504T2-1	150W	4K	20,864 lm	139 lm/W	B3-U0-G3	S-I6MEST
	FL5-2004T2-1	200W	4K	27,634 lm	137 lm/W	B4-U0-G4	S-9C7ZUM
	FL5-2404T2-1	240W	4K	33,247 lm	138 lm/W	B4-U0-G4	S-UD3A1R
	FL5-3004T2-1	300W	4K	42,003 lm	140 lm/W	B4-U0-G4	S-UJ1N3P
	FL5-4504T2-1	450W	4K	61,220 lm	135 lm/W	B5-U0-G5	S-2JEXZ5
277-480V	FL5-0804T2-2	80W	4K	11,581 lm	138 lm/W	B2-U0-G2	S-VCIQX9
	FL5-1004T2-2	100W	4K	14,800 lm	140 lm/W	B2-U0-G2	S-ZPIH1Q
	FL5-1504T2-2	150W	4K	20,961 lm	139 lm/W	B3-U0-G3	S-GSMFLQ
	FL5-2004T2-2	200W	4K	27,408 lm	138 lm/W	B4-U0-G4	S-1ORXHT
	FL5-2404T2-2	240W	4K	32,905 lm	138 lm/W	B4-U0-G4	S-JA82DE
	FL5-3004T2-2	300W	4K	40,955 lm	138 lm/W	B4-U0-G4	S-CFB19E
	FL5-4504T2-2	450W	4K	61,049 lm	135 lm/W	B5-U0-G5	S-8B73UP
120-347V	FL5-0804T2-3	80W	4K	11,034 lm	139 lm/W	B2-U0-G2	S-KGZML0
	FL5-1004T2-3	100W	4K	13,687 lm	139 lm/W	B2-U0-G2	S-5R6D01
	FL5-1504T2-3	150W	4K	20,852 lm	139 lm/W	B3-U0-G3	S-ZETMC0
	FL5-2004T2-3	200W	4K	27,902 lm	137 lm/W	B4-U0-G4	S-73BUY8
	FL5-2404T2-3	240W	4K	33,895 lm	138 lm/W	B4-U0-G4	S-VNX26C
	FL5-3004T2-3	300W	4K	41,419 lm	138 lm/W	B4-U0-G4	S-W4S3HA
	FL5-4504T2-3	450W	4K	62,465 lm	135 lm/W	B5-U0-G5	S-TB93SI

ORDERING INFORMATION (SELECTABLE POWER, TYPE II DISTRIBUTION)

INPUT VOLTAGE	MODEL NUMBER	POWER SELECTABLE (W)	CCT (K)	DELIVERED LUMENS (lm)	EFFICACY (lm/W)	BUG RATING	DLC PREMIUM
120-277V	FL5-150G3T2-1	150W/ 100W/ 80W	3K	62,537 lm/ 12,500 lm/ 10,000 lm	135 lm/W	B5-U0-G4	S-9GFW8X
	FL5-300G3T2-1	300W/ 240W/ 200W	3K	37,213 lm/ 30,000 lm/ 25,000 lm	124 lm/W	B4-U0-G4	S-RG69PD
	FL5-450G3T2-1	450W/ 400W/ 350W	3K	57,105 lm/ 50,000 lm/ 43,750 lm	125 lm/W	B5-U0-G5	S-WSMZ3J
	FL5-150G5T2-1	150W/ 100W/ 80W	5K	20,864 lm/ 13,500 lm/ 10,800 lm	138 lm/W	B3-U0-G3	S-IUYZLX
	FL5-300G5T2-1	300W/ 240W/ 200W	5K	42,003 lm/ 32,400 lm/ 27,000 lm	140 lm/W	B4-U0-G4	S-QBLPOX
	FL5-450G5T2-1	450W/ 400W/ 350W	5K	62,048 lm/ 54,000 lm/ 47,250 lm	135 lm/W	B5-U0-G5	S-6N1OKS

ORDERING INFORMATION (SELECTABLE POWER, TYPE II DISTRIBUTION)













INPUT VOLTAGE	MODEL NUMBER	POWER SELECTABLE (W)	CCT (K)	DELIVERED LUMENS (lm)	EFFICACY (lm/W)	BUG RATING	DLC PREMIUM
277-480V	FL5-150G3T2-2	150W/ 100W/ 80W	3K	18,764 lm/ 12,500 lm/ 10,000 lm	123 lm/W	B3-U0-G3	S-0WG4CK
	FL5-300G3T2-2	300W/ 240W/ 200W	3K	36,937 lm/ 30,000 lm/ 25,000 lm	125 lm/W	B4-U0-G4	S-VRT7D3
	FL5-450G3T2-2	450W/ 400W/ 350W	3K	56,250 lm/ 50,000 lm/ 43,750 lm	125 lm/W	B5-U0-G5	S-17KVHQ
	FL5-150G5T2-2	150W/ 100W/ 80W	5K	20,961 lm/ 13,500 lm/ 10,800 lm	139 lm/W	B3-U0-G3	S-Z8031J
	FL5-300G5T2-2	300W/ 240W/ 200W	5K	40,955 lm/ 32,400 lm/ 27,000 lm	138 lm/W	B4-U0-G4	S-KZUCL3
	FL5-450G5T2-2	450W/ 400W/ 350W	5K	61,940 lm/ 54,000 lm/ 47,250 lm	137 lm/W	B5-U0-G5	S-CF5B2Y

ORDERING INFORMATION (SELECTABLE POWER, TYPE II DISTRIBUTION)

INPUT VOLTAGE	MODEL NUMBER	POWER SELECTABLE (W)	CCT (K)	DELIVERED LUMENS (lm)	EFFICACY (lm/W)	BUG RATING	DLC PREMIUM
120-347V	FL5-150G3T2-3	150W/ 100W/ 80W	3K	18,751 lm/ 13,500 lm/ 10,800 lm	125 lm/W	B3-U0-G3	S-YTGIB2
	FL5-300G3T2-3	300W/ 240W/ 200W	3K	37,172 lm/ 32,400 lm/ 27,000 lm	123 lm/W	B4-U0-G4	S-XA62DC
	FL5-450G3T2-3	450W/ 400W/ 350W	3K	57,857 lm/ 54,000 lm/ 47,250 lm	126 lm/W	B5-U0-G4	S-Z1L54T
	FL5-150G5T2-3	150W/ 100W/ 80W	5K	20,852 lm/ 13,500 lm/ 10,800 lm	139 lm/W	B3-U0-G3	S-G1POLS
	FL5-300G5T2-3	300W/ 240W/ 200W	5K	41,419 lm/ 32,400 lm/ 27,000 lm	138 lm/W	B4-U0-G4	S-Y7U32Z
	FL5-450G5T2-3	450W/ 400W/ 350W	5K	62,568 lm/ 54,000 lm/ 47,250 lm	136 lm/W	B5-U0-G4	S-VOZ5AQ

ACCESSORIES









MOUNTING ACCESSORIES

IMAGE	DESCRIPTION	MODEL NUMBER
	Fixed mount for FL5, 80-300W	FL5-FM
	Fixed mount for FL5, 450W	FL5-FM-XL
	Mounting arm for FL5, 80-300W	FL5-MA
	Mounting arm for FL5, 450W	FL5-MA-XL
	Slip fitter for FL5, 80-300W	FL5-SF
	Slip fitter for FL5, 450W	FL5-SF-XL
	Trunnion mount for FL5 80-300W	FL5-TR
	Trunnion mount for FL5 450W	FL5-TR-XL
	Yoke for 80W & 100W FL5 models	FL5-YK-S
	Yoke for 150W & 200W FL5 models	FL5-YK-M
	Yoke for 240W & 300W FL5 models	FL5-YK-L
	Yoke for 450W FL5 models	FL5-YK-XL



Note: See Light Pole Adapters and Brackets section for additional mounting options.

ACCESSORIES (CON'T)








LIGHT SHIELD ACCESSORIES

IMAGE	DESCRIPTION	MODEL NUMBER
	Glare shield for FL5, 80W & 100W, front or back	FL5-SHIELD-S
	Glare shield for FL5, 150W & 200W, front or back	FL5-SHIELD-M
	Glare shield for FL5, 240W & 300W, front or back	FL5-SHIELD-L
	Glare shield for FL5, 450W, front or back	FL5-SHIELD-XL
	Side shield of FL5, 80W & 100W, either side	FL5-SHIELD-SIDE-S
	Side shield of FL5, 150W & 200W, either side	FL5-SHIELD-SIDE-M
	Side shield of FL5, 240W & 300W, either side	FL5-SHIELD-SIDE-L
	Side shield of FL5, 450W	FL5-SHIELD-SIDE-XL



SENSOR ACCESSORIES

	Microwave sensor, fixture only mount for FL5, 12V	FL5-MS
	PIR sensor, fixture only mount for FL5, 12V	FL5-MSP


PHOTOCELL ACCESSORIES

	Stem Mount Swivel Photocell for FL5, 120V	PC1-TPT-1
	Stem Mount Swivel Photocell for FL5, 347V,	ST347
	3-pin twist-lock photocell, 120-277V, 120W+ only	JL-205C
	3-pin twist-lock photocell, 120-277V, any wattage	JL-207C (blue)
	3-pin twist-lock photocell, 120-480V, any wattage	JL-207F (yellow)
	5-pin twist-lock photocell, midnight dimming, 120-277V	JL-242C
	5-pin twist-lock photocell, midnight dimming, 347-480V	JL-242F



SENSOR ACCESSORIES

IMAGE	DESCRIPTION	MODEL NUMBER	FACTORY-INSTALLED CODE
	<p>Microwave Motion Sensor Sensor parameters set by required remote (RC02). Dimming control. Detection up to 49 ft mounting height, 360 pattern. IP65 rated. 12V input. Daylight settings available. Order separately or factory install.</p>	FL5-MS	M2
	<p>PIR Motion Sensor Sensor parameters set by required remote (RC02). Dimming control. Detection up to 20 ft mounting height, 360 pattern. IP65 rated. 12V input. Daylight settings available. Order separately or factory install.</p>	FL5-MSP	M12



SENSOR REMOTES

IMAGE	DESCRIPTION	MODEL NUMBER	COMPATIBLE WITH
	<p>Remote control for programming motion sensors. One remote can control an entire facility. Store settings in remote, and apply them to each fixture with one button. On/Off mode allows fixture to be set at dim levels from 10-100%.</p>	RC02	FL5-MS FL5-MSP

PHOTOCELL ACCESSORIES

IMAGE	DESCRIPTION	MODEL NUMBER	FACTORY-INSTALLED CODE
	<p>Photocell Sensor Stem Mount Swivel Photocell, 120V, FL5 Area/Flood Light. Not compatible with Yoke mount. Order separately or factory install.</p>	PC1-TPT-1	P1
	<p>Photocell Sensor Stem Mount Swivel Photocell, 347V, FL5 Area/Flood Light. Not compatible with Yoke mount. Order separately or factory install.</p>	ST347	P3

PHOTOCELL ACCESSORIES (CON'T)

IMAGE	DESCRIPTION	MODEL NUMBER	FACTORY-INSTALLED CODE
	3-pin On/Off Twist-lock NEMA style on/off photocell, IP65, use in 3-pin or up to 7-pin socket. Pre-set ambient thresholds. Order separately or factory install.		
	120-277V, 120W+ only	JL-205C	
	120-277V, any wattage	JL-207C	OP
	120-480V, any wattage	JL-207F	
*factory installed photocell selected by configured voltage/wattage			
	5-pin Midnight Dimming Twist-lock NEMA style midnight dimming photocell, IP65, requires 5 or 7-pin socket. Pre-set ambient thresholds. Dims to 50% output after midnight until approximately 1 hour before dawn. Midnight and sunrise timings determined automatically once powered. Order separately or factory install.		
	120-277V, any wattage	JL-242C	DP
	347-480V, any wattage	JL-242F	
*factory installed photocell selected by configured voltage/wattage			

PACKING INFORMATION

MODEL	CASE QUANTITY	PALLET QUANTITY
80W	CASE OF 1	-
100W	CASE OF 1	-
150W	CASE OF 1	-
200W	CASE OF 1	-
240W	CASE OF 1	-
300W	CASE OF 1	-
450W	CASE OF 1	-

ELECTRICAL INFORMATION

INPUT VOLTAGE	POWER (W)	APPARENT POWER (VA)	SYSTEM POWER (W)	CURRENT DRAW AT 120V_{ac}	CURRENT DRAW AT 208V_{ac}	CURRENT DRAW AT 240V_{ac}	CURRENT DRAW AT 277V_{ac}	CURRENT DRAW AT 347V_{ac}	CURRENT DRAW AT 480V_{ac}
120-277V	80W	83.8VA	73.6W	0.681A	0.397A	0.348A	0.311A	-	-
	100W	105.0VA	92.0W	0.881A	0.501A	0.439A	0.386A	-	-
	150W	152.2VA	136.7W	1.264A	0.727A	0.631A	0.556A	-	-
	200W	201.7VA	175.7W	1.634A	0.930A	0.811A	0.723A	-	-
	240W	245.4VA	211.7W	1.976A	1.128A	0.986A	0.872A	-	-
	300W	301.8VA	267.2W	2.476A	1.421A	1.241A	1.093A	-	-
	450W	445.3VA	382.3W	3.679A	2.116A	1.806A	1.609A	-	-
277-480V	80W	82.6VA	82.6W	-	-	-	0.296A	0.244A	0.189A
	100W	103.0VA	107.3W	-	-	-	0.374A	0.301A	0.221A
	150W	153.0VA	152.4W	-	-	-	0.553A	0.444A	0.333A
	200W	199.8VA	197.6W	-	-	-	0.735A	0.589A	0.441A
	240W	240.0VA	238.4W	-	-	-	0.868A	0.700A	0.520A
	300W	288.5VA	295.0W	-	-	-	1.038A	0.835A	0.630A
	450W	438.9VA	452.2W	-	-	-	1.613A	1.291A	0.956A
120-347V	80W	81.7VA	70.1W	0.662A	0.394A	0.347A	0.306A	0.256A	-
	100W	98.3VA	85.3W	0.830A	0.469A	0.412A	0.365A	0.304A	-
	150W	148.6VA	133.7W	1.257A	0.715A	0.626A	0.552A	0.454A	-
	200W	204.5VA	181.1W	1.697A	0.972A	0.850A	0.754A	0.636A	-
	240W	235.2VA	211.7W	1.989A	1.137A	1.004A	0.885A	0.749A	-
	300W	305.8VA	267.6W	2.454A	1.433A	1.248A	1.103A	0.946A	-
	450W	452.9VA	421.4W	3.859A	2.209A	1.938A	1.707A	1.430A	-

ELECTRICAL INFORMATION (POWER SELECTABLE)

MODEL	POWER SELECTED (W)	CCT (K)	APPARENT POWER (VA)	SYSTEM POWER (W)	CURRENT DRAW AT 120V _{ac}	CURRENT DRAW AT 208V _{ac}	CURRENT DRAW AT 240V _{ac}	CURRENT DRAW AT 277V _{ac}	CURRENT DRAW AT 347V _{ac}
120-277V	150W	3K	158.1VA	141.3W	1.272A	0.749A	0.652A	0.575A	-
		5K	158.1VA	141.3W	1.272A	0.749A	0.652A	0.575A	-
	100W	3K	103.1VA	92.4W	0.855A	0.494A	0.435A	0.385A	-
		5K	103.1VA	92.4W	0.855A	0.494A	0.435A	0.385A	-
	80W	3K	81.8VA	73.2W	0.669A	0.400A	0.351A	0.322A	-
		5K	81.8VA	73.2W	0.669A	0.400A	0.351A	0.322A	-
	300W	3K	301.8VA	298.9W	2.501A	1.442A	1.264A	1.097A	-
		5K	301.8VA	298.2W	2.501A	1.442A	1.264A	1.097A	-
	240W	3K	243.7VA	220.4W	1.992A	1.166A	1.025A	0.900A	-
		5K	243.7VA	220.4W	1.992A	1.166A	1.025A	0.900A	-
	200W	3K	203.7VA	180.1W	1.687A	0.987A	0.858A	0.761A	-
		5K	203.7VA	180.1W	1.687A	0.987A	0.858A	0.761A	-
	450W	3K	445.3VA	382.3W	3.679A	2.116A	1.806A	1.609A	-
		5K	445.3VA	382.3W	3.679A	2.116A	1.806A	1.609A	-
	400W	3K	403.0VA	346.0W	3.332A	1.889A	1.628A	1.457A	-
		5K	403.0VA	346.0W	3.332A	1.889A	1.628A	1.457A	-
	350W	3K	352.3VA	304.7W	2.941A	1.693A	1.470A	1.310A	-
		5K	352.3VA	304.7W	2.941A	1.693A	1.470A	1.310A	-

ELECTRICAL INFORMATION (POWER SELECTABLE)

MODEL	POWER SELECTED (W)	CCT (K)	APPARENT POWER (VA)	SYSTEM POWER (W)	CURRENT DRAW AT 208V _{ac}	CURRENT DRAW AT 240V _{ac}	CURRENT DRAW AT 277V _{ac}	CURRENT DRAW AT 347V _{ac}	CURRENT DRAW AT 480V _{ac}
277-480V	150W	3K	149.2VA	90.4W	-	-	0.543A	0.435A	0.326A
		5K	149.2VA	90.4W	-	-	0.543A	0.435A	0.326A
	100W	3K	100.2VA	88.1W	-	-	0.363A	0.294A	0.229A
		5K	100.2VA	88.1W	-	-	0.363A	0.294A	0.229A
	80W	3K	79.6VA	68.5W	-	-	0.219A	0.236A	0.091A
		5K	79.6VA	68.5W	-	-	0.219A	0.236A	0.091A
	300W	3K	293.8VA	262.5W	-	-	1.058A	0.861A	0.643A
		5K	293.8VA	262.5W	-	-	1.058A	0.861A	0.643A
	240W	3K	244.0VA	216.2W	-	-	0.875A	0.713A	0.541A
		5K	244.0VA	216.2W	-	-	0.875A	0.713A	0.541A
	200W	3K	204.0VA	180.1W	-	-	0.732A	0.599A	0.464A
		5K	204.0VA	180.1W	-	-	0.732A	0.599A	0.464A
	450W	3K	438.9VA	406.1W	-	-	1.613A	1.291A	0.956A
		5K	438.9VA	406.1W	-	-	1.613A	1.291A	0.956A
	400W	3K	401.7VA	370.8W	-	-	1.476A	1.183A	0.880A
		5K	401.7VA	370.8W	-	-	1.476A	1.183A	0.880A
	350W	3K	347.3VA	320.4W	-	-	1.278A	1.023A	0.774A
		5K	347.3VA	320.4W	-	-	1.278A	1.023A	0.774A

ELECTRICAL INFORMATION (POWER SELECTABLE)

MODEL	POWER SELECTED (W)	CCT (K)	APPARENT POWER (VA)	SYSTEM POWER (W)	CURRENT DRAW AT 120V _{ac}	CURRENT DRAW AT 208V _{ac}	CURRENT DRAW AT 240V _{ac}	CURRENT DRAW AT 277V _{ac}	CURRENT DRAW AT 347V _{ac}
120-377V	150W	3K	152.6VA	136.5W	1.267A	0.717A	0.627A	0.552A	0.458A
		5K	152.6VA	136.5W	1.267A	0.717A	0.627A	0.552A	0.458A
	100W	3K	103.1VA	92.8W	0.852A	0.497A	0.435A	0.386A	0.334A
		5K	103.1VA	92.8W	0.852A	0.497A	0.435A	0.386A	0.334A
	80W	3K	77.6VA	69.6W	0.645A	0.380A	0.335A	0.300A	0.275A
		5K	77.6VA	69.6W	0.645A	0.380A	0.335A	0.300A	0.275A
	300W	3K	298.0VA	271.9W	2.525A	1.440A	1.255A	1.098A	0.297A
		5K	298.0VA	271.9W	2.525A	1.440A	1.255A	1.098A	0.297A
	240W	3K	237.6VA	216.1W	1.979A	1.147A	0.944A	0.881A	0.776A
		5K	237.6VA	216.1W	1.979A	1.147A	0.944A	0.881A	0.776A
	200W	3K	200.4VA	180.1W	1.618A	0.949A	0.842A	0.748A	0.674A
		5K	200.4VA	180.1W	1.618A	0.949A	0.842A	0.748A	0.674A
	450W	3K	452.9VA	421.4W	3.859A	2.209A	1.938A	1.707A	1.430A
		5K	452.9VA	421.4W	3.859A	2.209A	1.938A	1.707A	1.430A
	400W	3K	404.4VA	375.3W	3.328A	1.955A	1.725A	1.522A	1.291A
		5K	403.0VA	375.3W	3.328A	1.955A	1.725A	1.522A	1.291A
	350W	3K	351.0VA	325.5W	2.892A	1.704A	1.511A	1.334A	1.153A
		5K	351.0VA	325.5W	2.892A	1.704A	1.511A	1.334A	1.153A

INPUT VOLTAGE	POWER(W)	INRUSH CURRENT (A)	SURGE PROTECTION
120-277V	80W	80A	L/N-PE: 2kV, L-N: 2kV Additional = 10kV
	100W		
	150W		
	200W	60A	L/N-PE: 10kV, L-N: 6kV Additional = 10kV
	240W		
	300W		
	450W		
		70A @ 120V, 200A @ 220V, 150A @ 277V	
INPUT VOLTAGE	POWER(W)	INRUSH CURRENT (A)	DRIVER SURGE PROTECTION
277-480V	80W	60A	L/N-PE: 6kV, L-N: 6kV Additional = 10kV
	100W		
	150W		
	200W		
	240W		
	300W		
	450W	50A @ 277V, 70A @ 347V, 90A @ 347V	L/N-PE: 10kV, L-N: 6kV Additional = 10kV
INPUT VOLTAGE	POWER(W)	INRUSH CURRENT (A)	DRIVER SURGE PROTECTION
100-347V	80W	60A	Driver = L/N-PE: 6kV, L-N: 6kV Additional = 10kV
	100W		
	150W		
	200W		
	240W		
	300W		
	450W		
INPUT VOLTAGE	POWER (W)	INRUSH CURRENT (A)	SURGE PROTECTION
120-277V	150W	60A	L/N-PE: 10kV, L-N: 6kV Additional = 10kV
	300W		
	450W		
INPUT VOLTAGE	POWER (W)	INRUSH CURRENT (A)	SURGE PROTECTION
277-480V	150W	60A	L/N-PE: 6kV, L-N: 6kV Additional = 10kV
	300W		
	450W	50A @ 277V, 70A @ 347V, 90A @ 347V	L/N-PE: 10kV, L-N: 6kV Additional = 10kV
INPUT VOLTAGE	POWER (W)	INRUSH CURRENT (A)	SURGE PROTECTION
120-347V	150W	60A	L/N-PE: 6kV, L-N: 6kV Additional = 10kV
	300W		
	450W		

*Based on operation Type V.

Specifications and dimensions
subject to change without notice.

3401 ENTERPRISE PARKWAY
BEACHWOOD, OH USA 44122

80-86 CARRIER DRIVE
TORONTO, ON CANADA M9W 5R1