



T8 Type B Tube

FEATURES

- Replaces 4' F32T8 32W lamps
- Flexible design allows for single-end or double-end operation on 120-277V
- Operates with both shunted and non-shunted lamp holders; see installation instructions for additional information
- Instantaneous full light output upon power-up
- Frosted glass lens reduces visual glare
- Suitable for use in totally enclosed fixtures
- Optimal choice when upgrading from fluorescent to LED
- Simple modifications on install allow for years of maintenance-free, low-cost operation
- DesignLights Consortium® Qualified - meets DLC requirements for efficacy and lumen maintenance

WARRANTY

- 5 year limited warranty. Additional warranty options available. Contact EiKO for details

APPLICATIONS

- Highbays
- Troffers
- Industrial Strips
- Cove Lighting
- Warehouses
- Stairwells
- Cold Storage

project name	type
catalog number	voltage
approved by	date



PERFORMANCE	Power Consumption	9.5W	
	Lumens	1,600	1,650
	Efficacy (LPW)	168	174
	CRI	>80	
	CCT	3000K, 3500K	4000K, 5000K
	Life (L70)	50,000 hours	
ELECTRICAL	Power Factor	≥0.9	
	Input Voltage	120-277V	
CONSTRUCTION	Operating Temperature	-4°F to 113°F (-20°C to 45°C)	
	Enclosed Temperature	-4°F to 113°F (-20°C to 45°C)	
	Lens	Frosted	
	Base	G13	
LISTINGS	Certification(s)	DesignLights Consortium® Qualified; cULus Classified; NSF Listed	
	Material Usage	No mercury	
	Environment	Suitable for dry and damp locations; Suitable for use in enclosed fixtures	



PERFORMANCE SUMMARY

ORDER CODE	ITEM #	LENGTH	WATTS	NOMINAL LUMENS	LPW	CCT	CRI	VOLTS	BEAM ANGLE	TUBE MATERIAL	DLC STANDARD
12584	L9.5WT8/48/BS/830/G	4'	9.5W	1,600	168	3000K	>80	120-277V	210	Frosted	✓
12585	L9.5WT8/48/BS/835/G	4'	9.5W	1,600	168	3500K	>80	120-277V	210	Frosted	✓
12586	L9.5WT8/48/BS/840/G	4'	9.5W	1,650	174	4000K	>80	120-277V	210	Frosted	✓
12587	L9.5WT8/48/BS/850/G	4'	9.5W	1,650	174	5000K	>80	120-277V	210	Frosted	✓


COMPATIBLE EMERGENCY BATTERY

ORDER CODE	ITEM #	INPUT VOLTAGE	FREQUENCY RANGE	OUTPUT POWER	MAX STANDBY POWER	EMERGENCY TIME	RECHARGE TIME	TITLE 20
10361	EMB-CP-5WBT-U	120-277V	50/60Hz	5W	1.8W	90 min @5W	≤24 hrs	✓

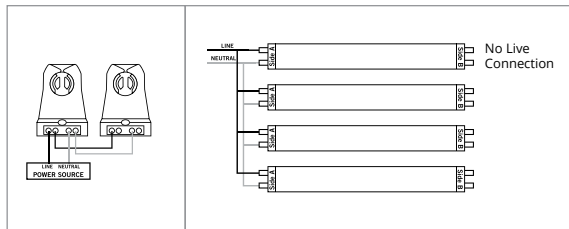
WIRING DIAGRAMS

SINGLE-ENDED

Single Lamp Installation





Multiple Lamp Installation



DOUBLE-ENDED

Single Lamp Installation



Multiple Lamp Installation

