
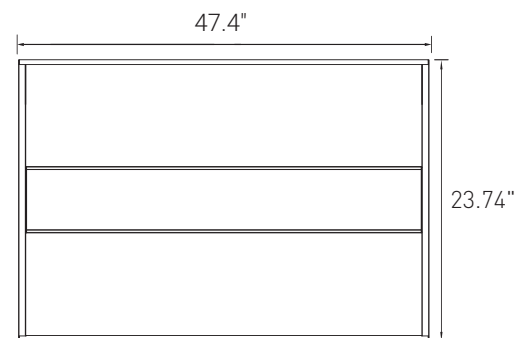




EASY 3 COLORS
SELECCTOR
3500K • 4000K • 5000K



NOMINAL LUMENS	DELIVERED LUMENS	WATTAGE
5000	4820	40 W
4000	3750	35 W
3000	3300	30 W

Based on 3000K, 85+ CRI. Actual wattage may vary +/- 5%

FEATURES

The OAT1-LED is the Slim fully luminance grille light with new louver anti-glare design, the compact and seamless splicing make it a great looking. It adopts anti-glare prism plate to reach UGR<19, direct lighting design makes a high lumen efficiency and uniform light output, it is an ideal combination of stylish and high performance. The glare-free illumination, high efficiency and sustainability of the luminaire makes it the ideal source for corporate offices, educational, healthcare, commercial, and retail applications.

LUMENS	3000/4000/5000
CCT & DYNAMIC PLATFORMS	35K/40K/50K
CRI	85+(standard),
COLOR QUALITY	3 Step MacAdam Ellipse
SIZE	2'x4'
MOUNTING	Recessed
DIMMING & CONTROL	0-10V Flicker Free 1% Dimming Standard (DIM10),
EMERGENCY	10W - Up to 1000L output 20W - Up to 2000L output EMG-LED-G2-10W-SDT - Self Diagnostic (Consult Factory) EMG-LED-G2-20W-SDT - Self Diagnostic (Consult Factory)
LIFETIME	L70 at 60,000 Hours
PHOTOMETRIC TESTS	In Accordance with IES LM79-08, LM80 and TM-30, TM-21



MAINTENANCE

Drivers are accessible from the top of the housing. Luminaire can be regularly and safely wiped down to ensure optimal performance.

OPTICAL SYSTEM

The LED light engine is secured to the body of the luminaire, with the body acting as a heat sink. The Acrylic micro-optics lens results in zero pixilation, regardless of the viewing angle, with LEDs placed to promote a uniform appearance. The result is even illumination across the space, from luminaire to luminaire.

CONSTRUCTION

Body is constructed of heavy-duty 20-gauge cold rolled steel, post-painted and engineered for maximum strength and extended life. Dia cast aluminum face plate with welded and ground mitered corners, tightly seals to the housing for optimal performance and aesthetics. The 1-7/8" overall height ideal for shallow plenums. Luminaire is supplied with multiple wiring entrances for easy daisy chain of luminaires, to add power packs, whips, or other accessories in the field, or for continuous row mounting.

FINISH

Post-painted with a 93% reflective white coat to improve luminaire efficacy, with all body components seamlessly interlocked for added structural strength.

MOUNTING

Luminaires accommodate lay-in ceilings, Slot T, and T-bar suspension systems for 5/8" and 3/8" ceiling thicknesses. Four corner tie points are standard for safety wire support when required, with built-in earthquake clips, standard. Luminaires may be available with flange kits, surface mounted kits, and other options.

DRIVER ELECTRICAL INFORMATION

Powered by high-quality constant-current power LED drivers which are rated for 50 to 60Hz at 120/277V input., produce less than 20% THD, and have a power factor of .90 to 1.00.

DIMMING & DRIVER INFORMATION

DIM10 - Flicker Free 1% Dimming Standard (DIM10) 0-10V dimming on either MVOLT 120, 277.

WARRANTY

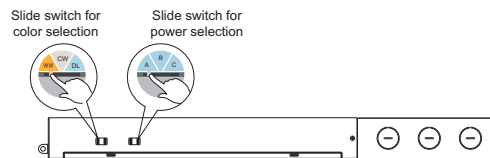
Five-year warranty for parts and components. (Labor not included)

LED DYNAMIC PLATFORM OPTIONS

LISTINGS

c-UL-us - Listed for Feed Through Wiring.
Listed for DLC, California Title 24 compliant.

For the product with Slide Switch of CCT or power selection, please select the CCT or power needed before installation. (Ignore these steps if without the function)



Example: **24-OAT1-LED-3000/4000/5000-DIM10-MVOLT-35K/40K/50K-85**

24	OAT1	LED							
FIXTURE SIZE	SERIES	TYPE	LUMENS	DIMMING	VOLTAGE	CCT	CRI	EMERGENCY	OTHER OPTIONS
24 - 2' X4'	OAT1	LED	3000L/4000L/5000L	DIM10 0-10V Dimming	MVOLT	35K/40K/50K	85	O-EMG-LED-10W O-EMG-LED-20W O-EMG-LED-G2-10W-SDT O-EMG-LED-G2-20W-SDT	24FK - 2'x4' Flange Kit FBF - Internal Fast Blow Fuse SBF - Internal Slow Blow Fuse RIS - Radio Interference USA - Suppressor LMFC-011 - Made in America Low - Digital Lighting Manager

*Consult factory for details