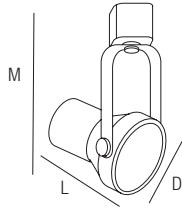


LINE VOLTAGE TRACK LIGHTING



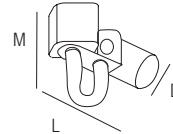
ET216 - FRONT LOADING GIMBAL RING

LAMP	
50W PAR20 OR LED-PAR20	
DIMENSIONS	
(D) Diameter	2-3/4"
(L) Length	3-5/8"
(M) Max. Extension	7-1/4"
FINISH	
WH - White	<input type="checkbox"/>
BK - Black	<input checked="" type="checkbox"/>



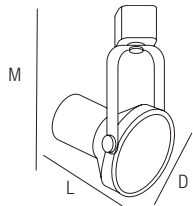
ET205 - MINIATURE PORCELAIN

LAMP	
R/PAR LAMP 150W OR LED R/PAR LAMP	
DIMENSIONS	
(D) Diameter	1-3/4"
(L) Length	6"
(M) Max. Extension	6"
FINISH	
WH - White	<input type="checkbox"/>
BK - Black	<input checked="" type="checkbox"/>



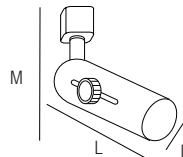
ET217 - FRONT LOADING GIMBAL RING

LAMP	
75W PAR30 OR LED-PAR30	
DIMENSIONS	
(D) Diameter	4-5/8"
(L) Length	4"
(M) Max. Extension	8-1/8"
FINISH	
WH - White	<input type="checkbox"/>
BK - Black	<input checked="" type="checkbox"/>



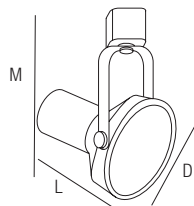
ET206 - ROUND BACK UNIVERSAL

LAMP	
R/PAR LAMP 150W OR LED R/PAR LAMP	
DIMENSIONS	
(D) Diameter	1-3/4"
(L) Length	8"
(M) Max. Extension	10-5/8"
FINISH	
WH - White	<input type="checkbox"/>
BK - Black	<input checked="" type="checkbox"/>



ET218 - FRONT LOADING GIMBAL RING

LAMP	
150W PAR38 OR LED-PAR38	
DIMENSIONS	
(D) Diameter	5-3/4"
(L) Length	4"
(M) Max. Extension	9-3/4"
FINISH	
WH - White	<input type="checkbox"/>
BK - Black	<input checked="" type="checkbox"/>



ET208 - UNIVERSAL PAR HOLDER

LAMP	
R/PAR LAMP 150W OR LED R/PAR LAMP	
DIMENSIONS	
(D) Diameter	1-3/4"
(L) Length	7-7/8"
(M) Max. Extension	9-3/4"
FINISH	
WH - White	<input type="checkbox"/>
BK - Black	<input checked="" type="checkbox"/>

