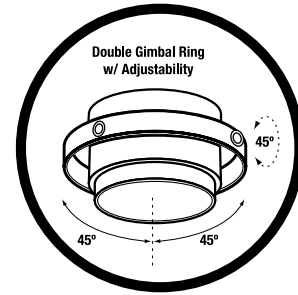




MR16 - LUMINIARE

JOB NAME:

TYPE:



ADJUSTABILITY FUNCTION

The Fusion fixture tilt 45° and rotate 90° for making setting consistent simple and effort-less.

DESCRIPTION:

The Fusion proprietary MX-FLEX system makes the possibility of accent, task, downlighting and wall washing by only utilizing one recessed luminaire a reality. You are empowered to design the ideal lighting atmosphere. Fusion MX multi-lamp luminaires are ideal for downlighting, accenting or a combination of both in any retail, hospitality, lobby, residential or commercial space. Fusion MX luminaires are uniquely designed for shallow plenum ceilings .

HOUSING:

Thermally protected specification grade multi-lamp recessed luminaire. For new construction non-insulated ceilings or where insulation can be kept 3" from housing. Available in 1, 2, 3, 4 and 6 lamp linear configuration. Fabricated in 18 gauge steel and post painted. Housing is vented for maximum heat dissipation and cool operation.

TRIM OPTION:

Post painted powder coated Die-Cast trim ring available in white. Please consult factory for custom paint color options.

TRIM- LESS:

All steel perforated meshcover intended for installation in drywall or plaster ceilings. Mudding may be applied right up to the edge of the fixture opening to provide seamless appearance.

AIMING:

Fusion MX-FLEX multi-lamp luminaires have full adjustable aiming capability which allows the double gimbal mechanism to rotate 359 degrees and pivot 90 degrees.

ELECTRICAL/ TRANSFORMER:

Junction box and transformer may be accessed from below the ceiling. Junction Box is Listed for through branch circuit wiring, 12 AWG 90° C supply Conductors, and has four 1/2" KOs, one 3/4" KO and four Romex knockouts with true pry-out slots and strain clamps. Transformer supplied is thermally protected Class II dimming electronic transformer enhanced in heat dissipating cover attached to junction box cover. De-rated lamp wattage labeling is available please consult factory.

LAMPS:

GU5.3 Base. Each MR-16 lamp holder can be individually be removed and lamped from the front. Baffle is standards on all lamp holder, snoot and or cross blade option is also available. Each lamp holder may take up to two optical accessories.

MOUNTING:

Is constructed from 18-gauge steel and can be adjusted vertically. May be installed with 3/4" or 1-1/2" lathing channel, 1/2" EMT, or optional C-Channel mounting bars are available.

ACCESSORIES:

Three different Light Directing Elements are available through the Fusion proprietary MX-FLEX system: Snoot, Cross Blade, Baffle. The perfect lighting ambience may be accomplished by utilizing the optical accessories available for Fusion MX-FLEX multi-lamp luminaires.

LABELS:

c-UL-us listed for Damp location. c-UL-us listed for feed Through Wiring.

WARRANTY:

Fusion MX-FLEX multi-lamp luminaires are covered by Fusion's one year limited warranty. As a system, we stand behind our entire products from housing to bar hangers.

ORDERING INFORMATION

Example: MX3-LV-N-50W-MR16-E-120-F-WH-BK

SERIES	TYPE	WATTAGE	BALLAST	VOLTAGE	FLANGE OPTION	TRIM	INTERIOR COLOR	ACCESSORIES
MX1-LV MX2-LV MX3-LV MX4-LV MX6-LV	N - (New Construction)	50W-MR16 75W-MR16	E - (Electronic)	120v 277v	F - (Flanged) T - (Trimless)	WH - (White)	BK - (Black)	Blank - Standard Baffle MX-BLADE - Crossblade MX-SNOOT - Snoot
<b>OPTICAL ACCESSORIES</b>								
BP8MR16-FR - Frosted			BP8MR16-SO - Solite			BP8MR16-SP - Spread		
BP8MR16-SF - Soft focus			BP8MR16-CL - Clear			BP8MR16-LI - Linear		
BP8MR16-HC - Honey comb			BP8MR16-UV - Ultraviolet			* COLOR FILTERS ALSO AVAILABLE		



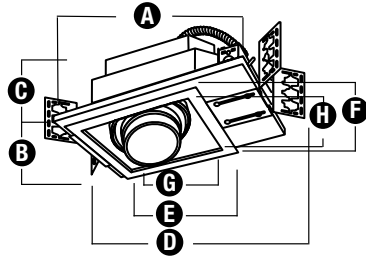
MR16 - LUMINAIRE

JOB NAME:

TYPE:

DIMENSION

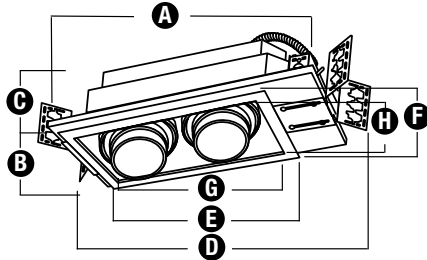
- A = 10-5/8"
- B = 5-1/8"
- C = 5-1/2"
- D = 17-3/4"
- E = 4-7/8"
- F = 4-7/8"
- G = 4"
- H = 3-1/2"



MX1-LV-N

DIMENSION

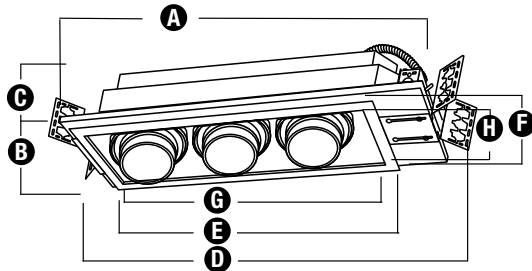
- A = 14"
- B = 5-1/8"
- C = 5-1/2"
- D = 21-1/8"
- E = 8-1/8"
- F = 4-7/8"
- G = 7-3/4"
- H = 3-1/2"



MX2-LV-N

DIMENSION

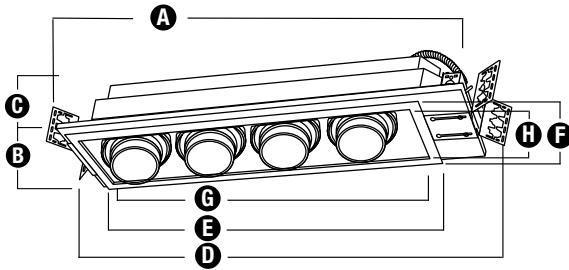
- A = 16-1/2"
- B = 5-1/8"
- C = 5-1/2"
- D = 24-1/2"
- E = 11-3/4"
- F = 4-7/8"
- G = 11"
- H = 3-1/2"



MX3-LV-N

DIMENSION

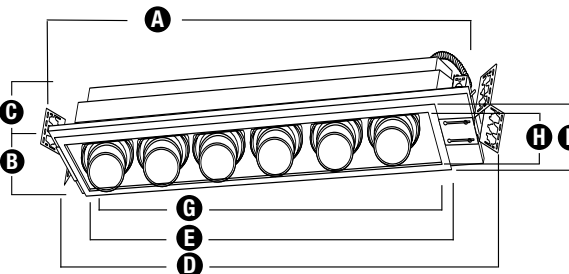
- A = 21-1/2"
- B = 5-1/8"
- C = 5-1/2"
- D = 28-1/2"
- E = 15-1/2"
- F = 4-7/8"
- G = 14-5/8"
- H = 3-1/2"



MX4-LV-N

DIMENSION

- A = 30-5/8"
- B = 5-1/8"
- C = 5-1/2"
- D = 38"
- E = 22-7/8"
- F = 4-7/8"
- G = 22-1/8"
- H = 3-1/2"



MX6-LV-N