

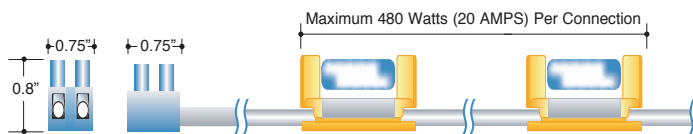


## CONNECTORS

### Terminal Block Connectors

The connector can be connected to one end of the Linia Cove Lighting fixture. The other end could be connected to #14, 12, or 10 AWG wire. The connector can be mounted through a hole in its center.

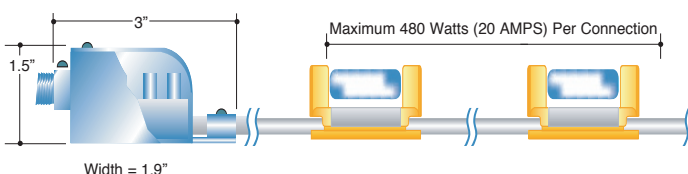
**PART#: SL-TB**



### Mini Junction Box Connectors

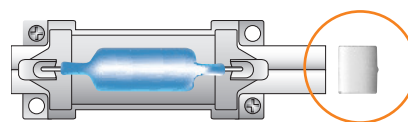
When wiring must be installed within a structure, it may be necessary to connect the fixture using coded wiring. In such cases, a very small junction box with a 1/2" knockout may be utilized with conduit fittings.

**PART#: SL-JBC**



## END CAPS

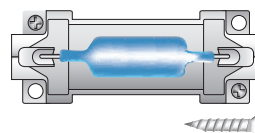
A vinyl end cap is supplied at the end of a run to safeguard the conductors.



## MOUNTING SCREWS

**PART#: SL-SC**


Four holes are found in each lamp socket. Two screws in opposite corners must be tightened for proper installation.



## CHANNEL CLAMPS

**PART#: SL-CL**

These clamps, which can easily be screwed into position, are compatible with the SL1/SL2-MC mounting channel.



## REPLACEMENT LAMPS



**SL1 - RIGID LOOP XENON REPLACEMENT LAMPS**

CATALOG	WATTAGE	VOLTAGE	COLOR
SLI-5000899	5W	12V	FROSTED
SLI-5000852	5W	12V	CLEAR
SLI-5000901	10W	12V	FROSTED
SLI-5000853	10W	12V	CLEAR
SLI-5000883	5W	24V	FROSTED
SLI-5000854	5W	24V	CLEAR
SLI-5000903	10W	24V	FROSTED
SLI-5000855	10W	24V	CLEAR



**SL2 - FESTOON XENON REPLACEMENT LAMPS**

CATALOG	WATTAGE	VOLTAGE	COLOR
SL2-5000886	5W	12V	FROSTED
SL2-5000765	5W	12V	CLEAR
SL2-5000891	10W	12V	FROSTED
SL2-5000850	10W	12V	CLEAR
SL2-5000755	5W	24V	FROSTED
SL2-5000766	5W	24V	CLEAR
SL2-5000756	10W	24V	FROSTED
SL2-5000851	10W	24V	CLEAR