



landscape • entertainment • architectural • hospitality • illumination

**NEW**

# SL-16-D DOWN LIGHTS



SL-16D-MR16BRS



SL-16D-MR11BAV



SL-16D-MR8BAR

25301 COMMERCENTRE DRIVE • LAKE FOREST, CA 92630 • 949.830.1350 • 888.882.1350 • FAX 949.830.3390



# BRASS WALL MOUNT SL-16-D-SERIES (MR16/MR11/MR8)

TYPE

## SPECIFICATIONS

- CONSTRUCTION:** Cast brass; cylinder and canopy  
**LENS:** Clear tempered flat glass  
**CANOPY GASKET:** Black newsponge closed cell .190" thickness  
**LAMP SUPPLIED MR16 MODELS:** 20w MR16 FL(BAB); 5000 hours average rating (20w max)  
**LAMP SUPPLIED MR11 MODELS:** 20w MR11 FL(FTD); 5000 hours average rating (20w max)  
**LAMP SUPPLIED MR8 MODELS:** 20w MR8 FL(23°); 2000 hours average rating (20w max)  
**LAMP OPTIONS MR16 MODELS:** We recommend 50,000 hour ARROW 4w LED (-LED) or 40,000 hour 5w (-LED5) or 7w (-LED7) ARROW Super Saver LED  
**LAMP OPTIONS MR11 MODELS:** We recommend 20w MR11 ULTRA10,000 hours average rating or 2w ARROW MR11 LED, 50,000 hours average rating  
**LAMP OPTIONS MR8 MODELS:** 1.5w MR8 LED 25,000 hours average rating  
**SOCKET:** High temperature ceramic GU5.3 bi-pin, 250°C silicone lead wires  
**WIRING:** Black and 2 White 250°C silicone lead wires  
**CONNECTION:** FA-05 Quick Connector (not supplied) from fixture to main cable (12/2, 10/2 or 8/2 only)  
**MOUNTING:** Canopy included with 2 brass #2 Phillips, flat head, wood screws  
**FINISH:** Unfinished brass. Optional finishes available



SL-16-D-MR16-BAV



SL-16-D-MR16-ETC-BRS



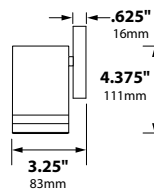
SL-16-D-MR11-BRS



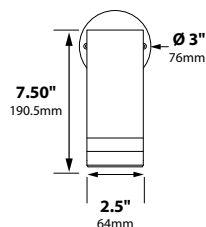
SL-16-D-MR8-BRS

## ORDERING INFORMATION

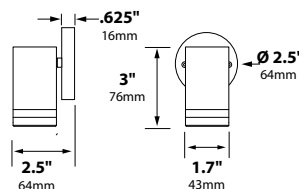
CATALOG NO.	DESCRIPTION	LAMP	SHIP WEIGHT
SL-16-DMR16-BRS	Brass Down Light	20w MR16 FL(BAB)	2.0 lbs.
SL-16-DMR16-ETC-BRS	Brass Down Light	20w MR16 FL(BAB)	4.0 lbs.
SL-16-DMR11-BRS	Brass Down Light	20w MR11 FL(FTD)	2.0 lbs.
SL-16-DMR8-BRS	Brass Down Light	20w MR8 FL	2.0 lbs.



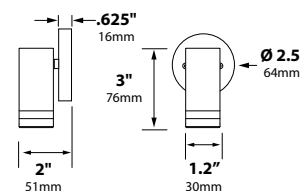
SL-16-D-MR16



SL-16-D-MR16ETC



SL-16-D-MR11



SL-16-D-MR8

## COLOR/BEAM/GLARE CONTROL ACCESSORIES

### SL-16-D-MR16-BRS/-ETC-BRS

- FA-08-21 Round 1/8" Black Hex Cell Louver
- FA-11-BLUE Blue Tempered Flat Glass Lens
- FA-11-GREEN Green Tempered Flat Glass Lens
- FA-11-AMBER Amber Tempered Flat Glass Lens
- FA-11-RED Red Tempered Flat Glass Lens
- FA-98-36C16 Linear Spread Tempered Glass Lens
- FA-104-SB Wide Spread Sand Blasted Glass Lens

### SL-16-D-MR11-BRS

- FA-08-17 Round 1/8" Black Hex Cell Louver
- FA-11-17-BLUE Blue Tempered Flat Glass Lens
- FA-11-17-GREEN Green Tempered Flat Glass Lens
- FA-11-17-AMBER Amber Tempered Flat Glass Lens
- FA-11-17-RED Red Tempered Flat Glass Lens
- FA-98-17 Linear Spread Tempered Glass Lens
- FA-104-17-SB Wide Spread Sand Blasted Glass Lens

### SL-16-D-MR8-BRS

- FA-08-23 Round 1/8" Black Hex Cell Louver
- FA-11-23-BLUE Blue Tempered Flat Glass Lens
- FA-11-23-GREEN Green Tempered Flat Glass Lens
- FA-11-23-AMBER Amber Tempered Flat Glass Lens
- FA-11-23-RED Red Tempered Flat Glass Lens
- FA-98-23 Linear Spread Tempered Glass Lens
- FA-104-23-SB Wide Spread Sand Blasted Glass Lens



## JOB INFORMATION

Type: \_\_\_\_\_ Date: \_\_\_\_\_

Job Name: \_\_\_\_\_

Cat.No.: \_\_\_\_\_

Lamp(s): \_\_\_\_\_

Specifier: \_\_\_\_\_

Contractor: \_\_\_\_\_

Notes: \_\_\_\_\_

FOCUS INDUSTRIES INC. 25301 COMMERCENTRE DRIVE LAKE FOREST, CA 92630  
 www.focusindustries.com sales@focusindustries.com (949) 830-1350 • FAX (949) 830-3390

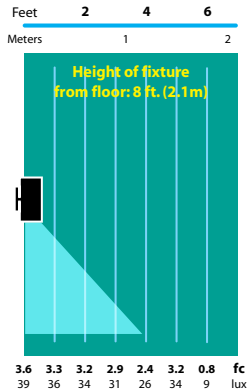
Black Texture (Standard)	Antique Verde	Bronze Texture	Camel	White Texture	Hunter Texture	Rust	Weathered Iron	Weathered Brown	Stucco	Rubbed Verde	Chrome Powder	Acid Rust	Acid Verde	Black Acid Treatment
-BLT	-ATV	-BRT	-CAM	-WTX	-HTX	-RST	-WIR	-WBR	-STU	-RBV	-CPR	-BAR/CAR	-BAV/CAV	-BAT



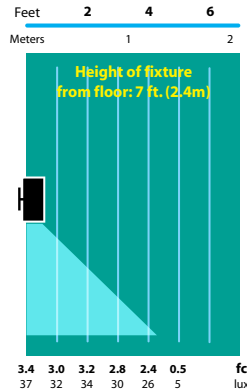
# WALL MOUNT SL-16-D-SERIES (MR16/MR11/MR8)

TYPE

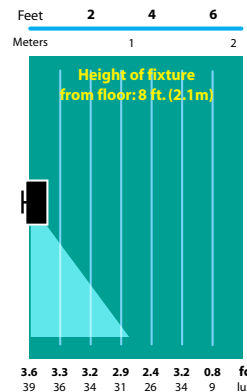
## LIGHT DISTRIBUTION AND PHOTOMETRICS



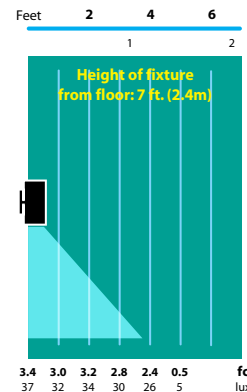
**SL-16-D**  
Light Distribution and Photometrics  
6 ft. (1.8m) radius



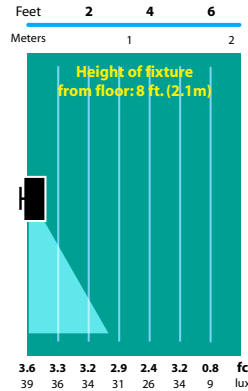
**SL-16-D**  
Light Distribution and Photometrics  
5 ft. (1.5m) radius



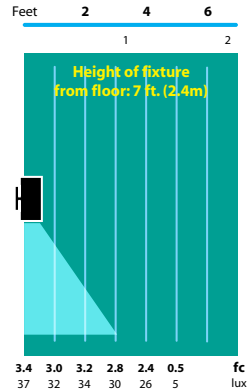
**SL-11-D**  
Light Distribution and Photometrics  
6 ft. (1.8m) radius



**SL-11-D**  
Light Distribution and Photometrics  
5 ft. (1.5m) radius



**SL-8-D**  
Light Distribution and Photometrics  
6 ft. (1.8m) radius



**SL-8-D**  
Light Distribution and Photometrics  
5 ft. (1.5m) radius

### JOB INFORMATION

Type: \_\_\_\_\_ Date: \_\_\_\_\_

Job Name: \_\_\_\_\_

Cat.No.: \_\_\_\_\_

Lamp(s): \_\_\_\_\_

Specifier: \_\_\_\_\_

Contractor: \_\_\_\_\_

Notes: \_\_\_\_\_

FOCUS INDUSTRIES INC.  
25301 COMMERCENTRE DRIVE  
LAKE FOREST, CA 92630

www.focusindustries.com  
sales@focusindustries.com  
(949) 830-1350 • FAX (949) 830-3390



Black Texture (Standard)	Antique Verde	Bronze Texture	Camel	White Texture	Hunter Texture	Rust	Weathered Iron	Weathered Brown	Stucco	Rubbed Verde	Chrome Powder	Terra Cotta	Acid Rust	Acid Verde	Black Acid Treatment
-BLT	-ATV	-BRT	-CAM	-WTX	-HTX	-RST	-WIR	-WBR	-STU	-RBV	-CPR	-TRC	-BAR/CAR	-BAV/CAV	-BAT