



LED COMMERCIAL STEP LIGHTS

SL-17-LEDP SERIES **GO GREEN**

TYPE



SPECIFICATIONS

CONSTRUCTION: Cast aluminum or brass 3 louver step light with integrated LED panel and heat sink - no back box or mounting brackets required.

-AL MODELS: Cast aluminum or brass lens face step light with high impact white acrylic lens

3 LENS OPTIONS:

SL-17-LEDP: Standard white acrylic; creates warm 2700K incandescent like color

SL-17-LEDP-SB: Sand Blast clear acrylic; creates soft 3000K halogen like color

SL-17-LEDP-CL: Clear acrylic; bright halogen 3000K color

GASKET: Black neosponge closed cell; .190" thickness

LIGHT SOURCE: 12v, 4w integrated LED flat panel with external driver, warm white 3000K 350 lumens (3000K) / 380 lumens (5200K)

LIFETIME RATING: 50,000 hours

SOCKET: None

DRIVER: 4w output, 12v AC input. Maximum distance from fixture is 18 feet.

For use with magnetic transformers only

VOLTAGE RANGE: 9 to 18 volts. Optimum operating range of 10 to 15 volts for consistent performance and brightness.

WIRING: Red(+) and Black(-) 18 gauge zip cord from LED panel. Connects to external driver Red(+) and Black(-) 18 gauge zip cord.

Additional 6' 18/2 zip cord supplied for wiring external driver to main cable.

For 25 foot 16/2 fixture lead wire add **-25F** to catalog number.

CONNECTION: FA-05 Quick Connector (not supplied) from LED driver to main cable (12/2, 10/2 or 8/2 only)

MOUNTING: Two matching #8 screws and wall anchors provided

FINISH: Aluminum - Black texture polyester powder coat; optional finishes available
Brass - Unfinished; optional finishes available



SL-17-LEDP

CAUTION: MUST BE POWERED BY LOW VOLTAGE AC MAGNETIC TRANSFORMER ONLY

ORDERING INFORMATION

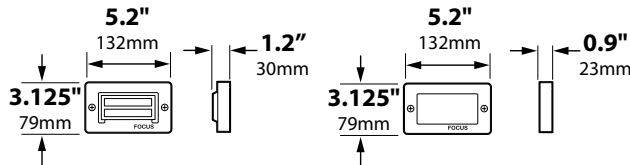
CATALOG NO.	DESCRIPTION	LAMP	SHIP WEIGHT
SL-17-LEDP-BLT	Cast Aluminum 3 Louver Step Light	4w Flat Panel LED	2.0 lbs.
SL-17-LEDP-BRS	Cast Brass 3 Louver Step Light	4w Flat Panel LED	4.0 lbs.
SL-17-AL-LEDP-BLT	Cast Aluminum Lensed Step Light	4w Flat Panel LED	2.0 lbs.
SL-17-AL-LEDP-BRS	Cast Brass Lensed Step Light	4w Flat Panel LED	4.0 lbs.

Lenses are all standard white acrylic; creates warm 2700K incandescent like color

Add -SB To Part #: Sand Blast clear acrylic; creates soft 3000K halogen like color

Add -CL To Part #: Clear acrylic; bright halogen 3000K color

Add -52 To Part #: 5200K Cool White Flat Panel LED



Mounting Holes on all models
3.5" on center



JOB INFORMATION	
Type:	Date:
Job Name:	
Cat. No.:	
Lamp(s):	
Specifier:	
Contractor:	
Notes:	
FOCUS INDUSTRIES INC. 25301 COMMERCENTRE DRIVE LAKE FOREST, CA 92630	
www.focusindustries.com sales@focusindustries.com (949) 830-1350 • FAX (949) 830-3390	

Black Texture (Standard)	Antique Verde	Bronze Texture	Camel	White Texture	Hunter Texture	Rust	Weathered Iron	Weathered Brown	Stucco	Rubbed Verde	Chrome Powder	Acid Rust	Acid Verde	Black Acid Treatment
-BLT	-ATV	-BRT	-CAM	-WTX	-HTX	-RST	-WIR	-WBR	-STU	-RBV	-CPR	-BAR/CAR	-BAV/CAV	-BAT



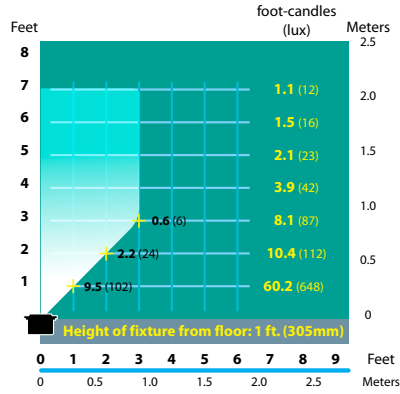
LED STEP LIGHTS SL-17-LEDP SERIES



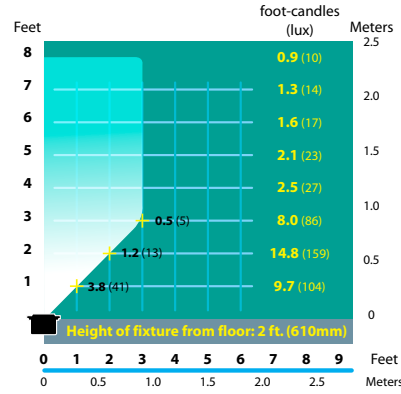
TYPE



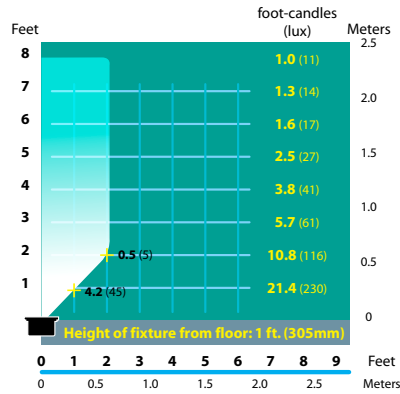
LIGHTING DISTRIBUTIONS AND PHOTOMETRICS



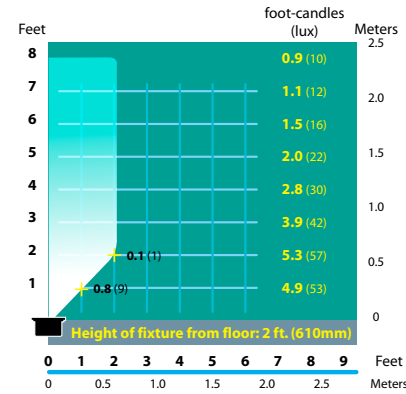
SL-17 Half Spread Photometrics



SL-17 Half Spread Photometrics



SL-17-AL Half Spread Photometrics



SL-17-AL Half Spread Photometrics

Black Texture (Standard)	Antique Verde	Bronze Texture	Camel	White Texture	Hunter Texture	Rust	Weathered Iron	Weathered Brown	Stucco	Rubbed Verde	Chrome Powder	Terra Cotta	Acid Rust	Acid Verde	Black Acid Treatment
-BLT	-ATV	-BRT	-CAM	-WTX	-HTX	-RST	-WIR	-WBR	-STU	-RBV	-CPR	-TRC	-BAR/CAR	-BAV/CAV	-BAT

BRASS & COPPER ONLY