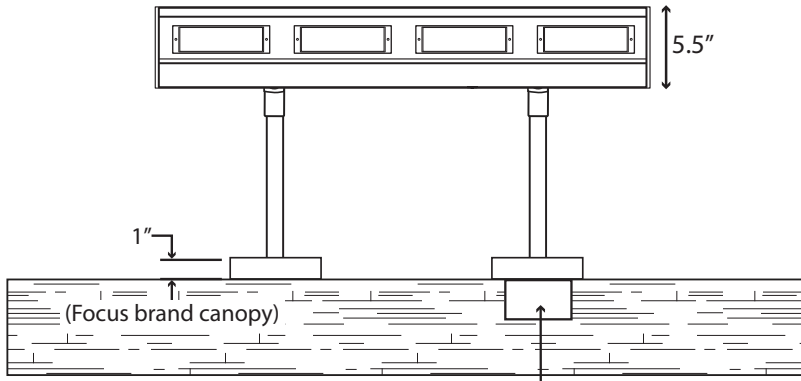


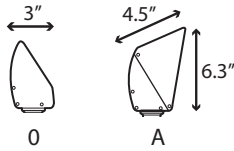


# SLS-LF SERIES SIGN LIGHT

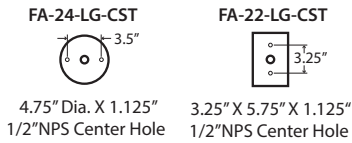
**TYPE**



Optional contractor installed junction box (supplied by others) must be designed to hold full fulcrum weight of fixture.



**HOOD STYLES**



**CANOPY STYLES**

**SPECIFICATIONS**

**Aluminum:** Extruded housing with heavy duty die cast adjustable aluminum swivels. Aluminum extension pole and mounting canopies.

**Lens:** High-impact clear acrylic

**LED Light Source:**

- 8w 3000K LED Panel, 360 lumens each panel
- 8w 5200K LED Panel, 380 lumens each panel
- 12w 3000K LED Panel, 1080 lumens each panel
- 12w 5200K LED Panel, 1160 lumens each panel

**Socket:**

None (LED Panel hard wired)

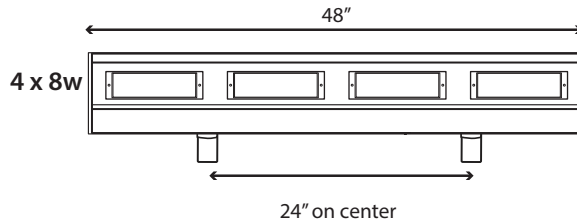
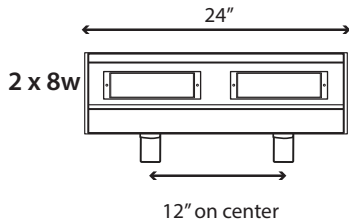
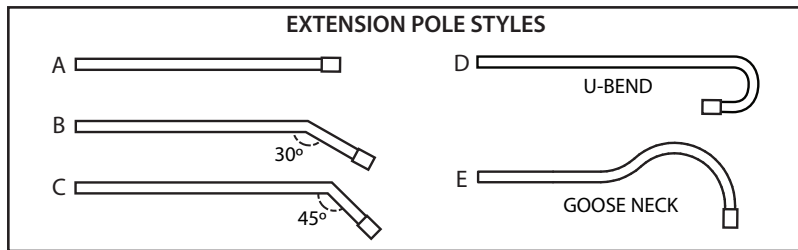
**Wiring:**

- 120v - Standard 120v black, white & green
- 12v - Black 18/2 SPT -1W 8" from base of fixture

**LED Power Supply:**

- 120v - Universal 120v to 277v input, 700mA
- 12v - 8v-18v input, 700mA

**Finish:** See color options in ordering information below



**ORDERING INFORMATION**

**SLS-LF-** \_\_\_\_\_  
 1      2      3      4      5      6      7      8      9      10      11

<b>1. MATERIAL</b>	A: ALUMINUM
<b>2. VOLTAGE</b>	1: 120V 2: 277V 3: 12V
<b>3. LIGHT SOURCE</b>	01: 8W LED PANEL 3000K 02: 8W LED PANEL 5200K 03: 12W LED PANEL 3000K 04: 12W LED PANEL 5200K 05: 2 X 12W LED PANELS 3000K 06: 2 X 12W LED PANELS 5200K
<b>4. HOOD STYLE</b>	0: NO HOOD A: HOOD EXTENSION
<b>5. LENS TYPE</b>	0: STANDARD CLEAR 1: SANDBLASTED SOFTENER LENS 2: WHITE ACRYLIC
<b>6. LENS ENHANCEMENT</b>	0: NO LENS ENHANCEMENT A: BLUE GEL B: GREEN GEL
<b>7. GLARE SHIELDING</b>	0: NO SHIELDING H: HEX CELL LOUVER

<b>8. EXTENSION POLE LENGTH</b>	NP: NO POLE 12: 12 INCHES 18: 18 INCHES 24: 24 INCHES 30: 30 INCHES 36: 36 INCHES CUSTOM: (ADDER PER INCH)
<b>9. EXTENSION POLE STYLE</b>	A: STRAIGHT B: 30° BEND C: 45° BEND D: U BEND (PROVIDE SPEC) E: GOOSE NECK (PROVIDE SPEC) F: CUSTOM BEND (PROVIDE SPEC)
<b>10. CANOPY</b>	0: NO CANOPY (1/2" NPS REQUIRED) 1: FA-24-LGCST ALUM ROUND 2: FA-22-CST ALUM RECTANGLE
<b>11. COLOR</b>	BLT/BRT: BLACK OR BRONZE TEXTURE (STANDARD) OTHER POWDER COLOR FIXTURE OTHER POWDER COLOR POLE OTHER POWDER COLOR CANOPY