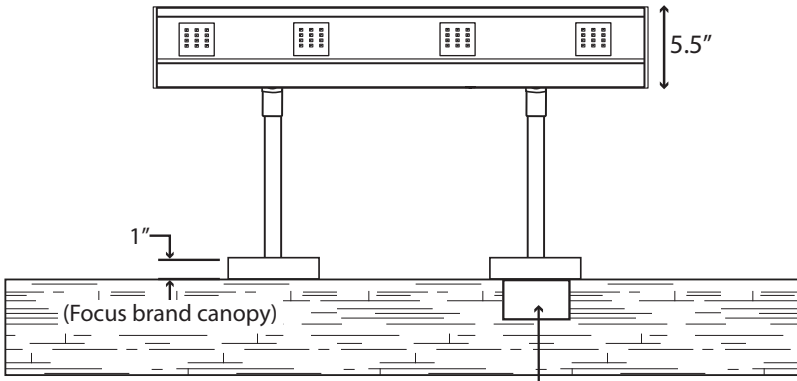


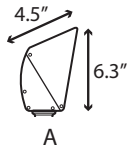


SLS-LM SERIES SIGN LIGHT

TYPE



Optional contractor installed junction box (supplied by others) must be designed to hold full fulcrum weight of fixture.



HOOD STYLES

FA-24-LG-CST



4.75" Dia. X 1.125"
1/2" NPS Center Hole

FA-22-LG-CST



3.25" X 5.75" X 1.125"
1/2" NPS Center Hole

CANOPY STYLES

SPECIFICATIONS

Aluminum: Extruded housing with heavy duty die cast adjustable aluminum swivels. Aluminum extension pole and mounting canopies.

Lens: High-impact clear acrylic

LED Light Source:

10w 3000K LED Module, 863 lumens each module

Socket:

None (LED Panel hard wired)

Wiring:

120v - Standard 120v black, white & green

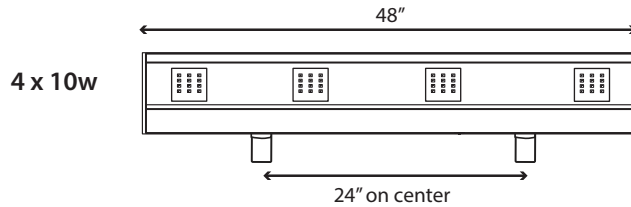
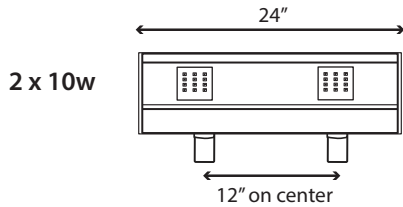
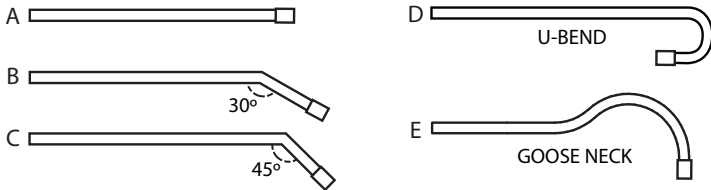
LED Power Supply:

120v - Universal 120v to 277v input, 700mA

Finish: See color options in ordering information below



EXTENSION POLE STYLES



SLS-LM- _____
1 2 3 4 5 6 7 8 9 10 11

ORDERING INFORMATION

1. MATERIAL
A: ALUMINUM
2. VOLTAGE
1: 120V-277V
3. LIGHT SOURCE
01: 10W LED MODULE 3000K
4. HOOD STYLE
0: NO HOOD
A: HOOD EXTENSION
5. LENS TYPE
0: STANDARD CLEAR
1: SANDBLASTED SOFTENER LENS
2: WHITE ACRYLIC
6. LENS ENHANCEMENT
0: NO LENS ENHANCEMENT
A: BLUE GEL
B: GREEN GEL
7. GLARE SHIELDING
0: NO SHIELDING
H: HEX CELL LOUVER

8. EXTENSION POLE LENGTH
NP: NO POLE
12: 12 INCHES
18: 18 INCHES
24: 24 INCHES
30: 30 INCHES
36: 36 INCHES
CUSTOM: (ADDER PER INCH)
9. EXTENSION POLE STYLE
A: STRAIGHT
B: 30° BEND
C: 45° BEND
D: U BEND (PROVIDE SPEC)
E: GOOSE NECK (PROVIDE SPEC)
F: CUSTOM BEND (PROVIDE SPEC)
10. CANOPY
0: NO CANOPY (1/2" NPS REQUIRED)
1: FA-24-LGCST ALUM ROUND
2: FA-22-CST ALUM RECTANGLE
11. COLOR
BLT: BLACK TEXTURE ONLY(STANDARD)
OTHER POWDER COLOR FIXTURE
OTHER POWDER COLOR POLE
OTHER POWDER COLOR CANOPY