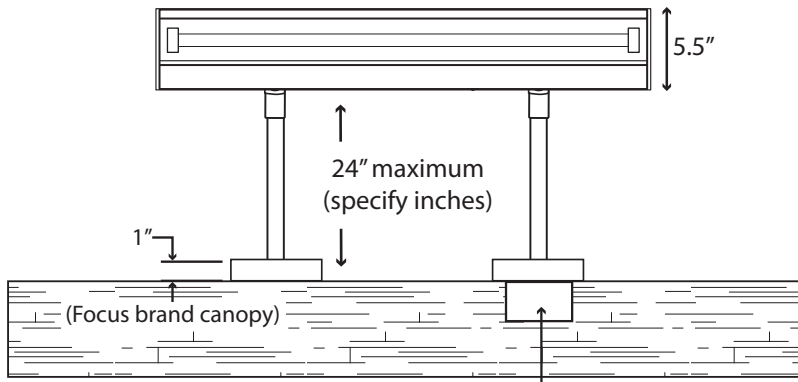


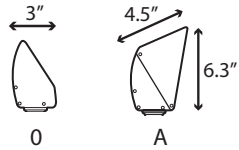


SLS-T5HO SERIES SIGN LIGHT

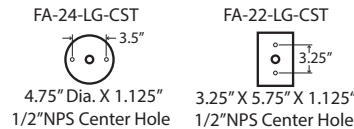
TYPE



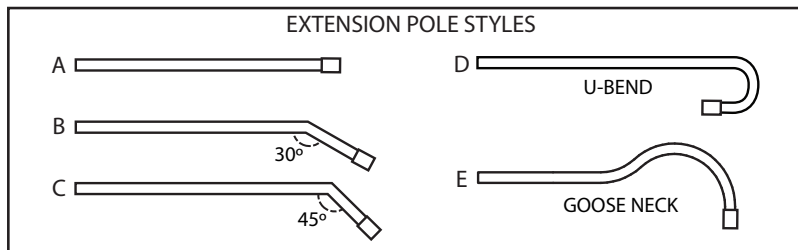
Optional contractor installed junction box (supplied by others) must be designed to hold full fulcrum weight of fixture.



HOOD STYLES



CANOPY STYLES



EXTENSION POLE STYLES

SPECIFICATIONS

Aluminum: Extruded housing with adjustable heavy duty die cast aluminum swivel; extruded aluminum extension pole

Reflector: Highly polished specular aluminum

Lens: High-impact clear acrylic

Max Wattage: 54w T5HO

Lamp Options:
120v - T5HO

Socket:
120v - G5 2-Pin (T5, T5HO)

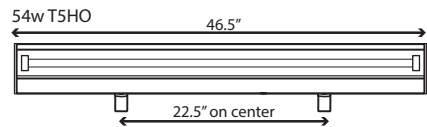
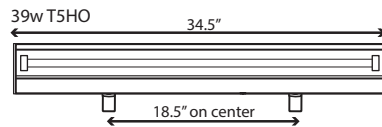
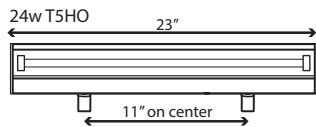
Wiring:
120v - Standard 120v black, white & green

Power Supply:
120v - Integrated Type 1, 120v outdoor rated high frequency electronic ballast

120-277 Multi Volt - (T5HO only) Integrated Type 1, outdoor rated high frequency programmed start electronic ballast.
Note: 54w T5HO only available with Multi Volt ballast

Finish: See color options in ordering information below

IP53



SLS-T5- 1 2 3 4 5 6 7 8 9 10 11

ORDERING INFORMATION

1. MATERIAL
A: ALUMINUM
2. VOLTAGE
1: 120V (T5, T5HO)
2: MULTI VOLT 120V/240V/277V (T5HO ONLY)
3. LIGHT SOURCE
N1: NO LAMP, G5 SOCKET (T5/T5HO 24W)
N2: NO LAMP, G5 SOCKET (T5/T5HO 39W)
N3: NO LAMP, G5 SOCKET (T5/T5HO 54W)
01: 24W T5HO 3000K
02: 39W T5HO 3000K
03: 54W T5HO 3000K
4. HOOD STYLE
0: NO HOOD
A: HOOD EXTENSION - 24W T5
B: HOOD EXTENSION - 39W T5
C: HOOD EXTENSION - 54W T5
5. LENS TYPE
0: STANDARD CLEAR LENS
1: SANDBLASTED SOFTENER LENS
2: WHITE ACRYLIC LENS
6. LENS ENHANCEMENT
0: NO LENS ENHANCEMENT
A: BLUE GEL
B: GREEN GEL
7. GLARE SHIELDING
0: NO SHIELDING
A: HEX CELL LOUVER - 24W T5
B: HEX CELL LOUVER - 39W T5
C: HEX CELL LOUVER - 54W T5

8. EXTENSION POLE LENGTH
NP: NO POLE EXTENSIONS
03: 3 INCHES (2 POLES)
06: 6 INCHES (2 POLES)
12: 12 INCHES (2 POLES)
18: 18 INCHES (2 POLES) **MIN FOR U-BEND**
24: 24 INCHES (2 POLES)
CUSTOM: (2 POLES ADDER PER INCH)
9. EXTENSION POLE STYLE
A: STRAIGHT
B: 30° BEND
C: 45° BEND
D: U BEND ** MINIMUM LENGTH IS 18" **
E: GOOSE NECK (PROVIDE SPEC)
F: CUSTOM BEND (PROVIDE SPEC)
10. CANOPY
0: NO CANOPY (1/2" NPS REQUIRED)
1: (2) FA-24-LGCST ALUM ROUND
2: (2) FA-22-CST ALUM RECTANGLE
11. COLOR
BLT/BRT: BLACK OR BRONZE TEXTURE (STANDARD)
OTHER POWDER COLOR FIXTURE
OTHER POWDER COLOR FIXTURE
OTHER POWDER COLOR POLE
OTHER POWDER COLOR CANOPY