

PLS 3.5W HYB G23 TITANIUM LED SERIES



PL:EDGE
SERIES

3.5W REPLACES



7-9W
CFL

60% Energy Savings

PRO



- Ⓞ **HYBrid installation - DIRect or BYPass**
- Ⓞ **Compatible with magnetic ballasts - DIRect installation**
- Ⓞ **Built-in universal voltage driver - BYPass installation**
- Ⓞ **180° rotatable base**
- Ⓞ **Exceptional efficacy 91 LPW**
- Ⓞ **Suitable for use in totally enclosed fixtures**



COMPACT FORM FACTOR AND ROTATABLE BASE SUITABLE FOR ALL APPLICATIONS




PLS 3.5W HYB G23 TITANIUM LED SERIES




APPLICATIONS


Office



Hospitality

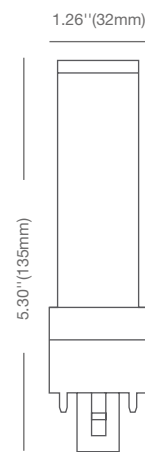


General



Ref.#:DS107-PLS-3.5W-HYB-G23-300918

Base: G23 (2-pin CFL)
Voltage: Magnetic ballast compatible
 120-277V
Dimmable: No
PF: 0.9
Lifetime: 50,000 hrs
Weight: 0.08lb / 38g
Min. compartment dimensions: 6-1/8" (DIA) x 4-3/4"(H)



SPECIFICATIONS

Model	Product	Power (W)	CCT	CRI (typ.)	Lumens	LPW	Beam Angle
3.5PLS/827/HYB/G23	57812	3.5	Soft White 2700K	82	280	80	120°
3.5PLS/830/HYB/G23	57813	3.5	Warm White 3000K	82	280	80	120°
3.5PLS/835/HYB/G23	57814	3.5	Neutral White 3500K	82	300	86	120°
3.5PLS/840/HYB/G23	57815	3.5	Cool White 4000K	82	320	91	120°

* Suitable for use in totally enclosed fixtures

** Suitable for damp locations. Not for use where directly exposed to weather or water

*** Full installation guide and more details available on website

ACCESSORY ORDERING INFORMATION

Model	Product	Description
23EMDRIVER	98003	California Title 20 Compliant 23W Emergency LED Driver (Field Installation)