



Nylon Wallplates

Our line of nylon wallplates features larger standard sized wallplates to provide extra coverage to hide rough box opening, improved aesthetics, greater strength, impact resistance, along with excellent cleanability in all different types of environments.

- Standard size is 1/8 inch larger to give you extra coverage to hide rough box openings. Also available in mid-size and pre-marked.
- Curved corners for improved aesthetics, for use in any application.
- Reinforcement ribs for extra strength.
- Captive screw feature holds mounting screw in place for quick and easy installation.
- High-impact, self-extinguishing nylon material, which is virtually unbreakable.
- Smooth, easy to clean finish is highly resistant to solvents and cleaning solutions, providing long life in the harshest environments.

Hubbell's standard sized wallplates are 1/8 inch larger to provide you that extra coverage to hide rough box openings. The depth is 1/4 inch so that it will comfortably fit over the device even on imperfect installations or on retrofit work.


Nylon Wallplates



Nylon Pre-Marked Wallplates



Metal Wallplates












Pre-Marked





Toggle Switch Wallplates

Description	Color	Nylon Standard	Nylon Mid-Size	Material	Metal Catalog Number
 <p>1-Gang, 1-Toggle</p>	Almond	NP1AL	NPJ1AL	Aluminum	SA1
	Black	NP1BK	NPJ1BK	Brass	SB1
	Brown	NP1	NPJ1	Brass Plated	SBP1
	Gray	NP1GY	NPJ1GY	Chrome	SCH1
	Ivory	NP1I	NPJ1I	S/S 302/304	SS1
	Light Almond	NP1LA	NPJ1LA	S/S 430	SS1L
	Office White	NP1OW	NPJ1OW	Steel, Almond	SP1AL*
	Red	NP1R	NPJ1R	Steel, Gray	SP1G*
	White	NP1W	NPJ1W		
	 <p>2-Gang, 2-Toggle</p>	Almond	NP2AL	NPJ2AL	Aluminum
Black		NP2BK	NPJ2BK	Brass	SB2
Brown		NP2	NPJ2	Brass Plated	SBP2
Gray		NP2GY	NPJ2GY	Chrome	SCH2
Ivory		NP2I	NPJ2I	S/S 302/304	SS2
Light Almond		NP2LA	NPJ2LA	S/S 430	SS2L
Office White		NP2OW	NPJ2OW	Steel, Almond	SP2AL*
Red		NP2R	NPJ2R	Steel, Gray	SP2G*
White		NP2W	NPJ2W		
 <p>3-Gang, 3-Toggle</p>		Almond	NP3AL	NPJ3AL	Aluminum
	Black	NP3BK	NPJ3BK	Brass	SB3
	Brown	NP3	NPJ3	Brass Plated	SBP3
	Gray	NP3GY	NPJ3GY	Chrome	SCH3
	Ivory	NP3I	NPJ3I	S/S 302/304	SS3
	Light Almond	NP3LA	NPJ3LA	S/S 430	SS3L
	Office White	NP3OW	NPJ3OW	Steel, Almond	SP3AL*
	Red	-	NPJ3R		
	White	NP3W	NPJ3W		
	 <p>4-Gang, 4-Toggle</p>	Black	NP4BK	NPJ4BK	Aluminum
Brown		NP4	NPJ4	Brass	SB4
Gray		NP4GY	NPJ4GY	Brass Plated	SBP4
Ivory		NP4I	NPJ4I	Chrome	①
Light Almond		NP4LA	NPJ4LA	S/S 302/304	SS4
Office White		NP4OW	NPJ4OW	S/S 430	SS4L
White		NP4W	NPJ4W	Steel, Almond	SP4AL*
 <p>5-Gang, 5-Toggle</p>	Black	NP5BK	-	Aluminum	①
	Brown	NP5	-	Brass	SB5
	Gray	NP5GY	-	Brass Plated	①
	Ivory	NP5I	-	Chrome	①
	Light Almond	NP5LA	-	S/S 302/304	SS5
	White	NP5W	-	S/S 430	-
			Steel, Almond	SP5AL*	
 <p>6-Gang, 6-Toggle</p>	Brown	NP6	-	Aluminum	①
	Gray	NP6GY	-	Brass	SB6
	Ivory	NP6I	-	Brass Plated	①
	Light Almond	NP6LA	-	Chrome	①
	White	NP6W	-	S/S 302/304	SS6
			S/S 430	-	
			Steel, Almond	SP6AL*	
 <p>7-Gang, 7-Toggle</p>	Almond	-	-	Aluminum	①
	Brown	-	-	Brass	①
	Gray	-	-	Brass Plated	①
	Ivory	-	-	Chrome	①
	White	-	-	S/S 302/304	SS607
			S/S 430	-	
 <p>8-Gang, 8-Toggle</p>	Almond	-	-	Aluminum	①
	Brown	-	-	Brass	①
	Gray	-	-	Brass Plated	①
	Ivory	-	-	Chrome	①
	White	-	-	S/S 302/304	SS608
			S/S 430	-	
 <p>2-Gang, 1-Toggle</p>	Almond	-	-	Aluminum	-
	Brown	-	-	Brass	-
	Gray	-	-	Brass Plated	-
	Ivory	-	-	Chrome	-
	White	-	-	S/S 302/304	SS740
			S/S 430	-	

Note: All standard and mid-size nylon wallplates feature pre-inserted captive screws for faster assembly, up to 6-gang.
 ① Available as a custom wallplate, see pages N-32 to N-36. Consult custom wallplates section for additional openings and combinations.
 *Powder coat paint finish.



Specifications

Listings

Non-Metallic Plates	UL Standard 514D.
Metallic Plates	UL Standard 514D.
Certification	UL Files #E31999, E92074. CSA Standard C22.2 No. 42.1. CSA File 1733174.

Nylon Plate

Thickness	.06 in. (1.5).
Mounting Screw(s)	Steel (painted slotted screw head).
Feature	Captive mounting screw hole.
Operating Temperature	-40°C to 85°C.
Appearance	Smooth.

302/304 Stainless Steel (18% Chromium, 8% Nickel) Plate

Thickness	.035 in. (0.9) nominal.
Mounting Screw(s)	302/304 stainless steel (18% chromium, 8% nickel). Slotted screw head.
Appearance	Horizontal brushed finish.

430 Stainless Steel (17% Chromium, less than 0.5% Nickel) Plate

Thickness	.035 in. (0.9) nominal.
Mounting Screw(s)	302/304 stainless steel (17% chromium, less than 0.5% nickel). Slotted screw head.
Appearance	Horizontal brushed finish.

Brass (70% Copper, 30% Zinc) Plate

Thickness	.04 in. (1.0).
Mounting Screw(s)	Brass (70% Copper, 30% Zinc). Slotted screw head.
Appearance	Horizontal brushed finish.

Aluminum Plate

Thickness	.05 in. (1.3).
Mounting Screw(s)	302/304 stainless steel (17% chromium, less than 0.5% nickel). Slotted screw head.
Appearance	Horizontal brushed finish.

Brass Plated Steel Plate

Thickness	.03 in. (0.8) nominal.
Mounting Screw(s)	Brass slotted head.
Appearance	Polished, coated to inhibit oxidation.

Chrome Plated Steel Plate

Thickness	.03 in. (0.8) nominal.
Mounting Screw(s)	302/304 stainless steel (17% chromium, less than 0.5% nickel). Slotted screw head.
Appearance	Polished, coated to inhibit oxidation.

Steel Painted Plate

Thickness	.03 in. (0.8) nominal.
Mounting Screw(s)	Steel (painted slotted screw head).
Appearance	Powder coat paint.



Product Dimensions

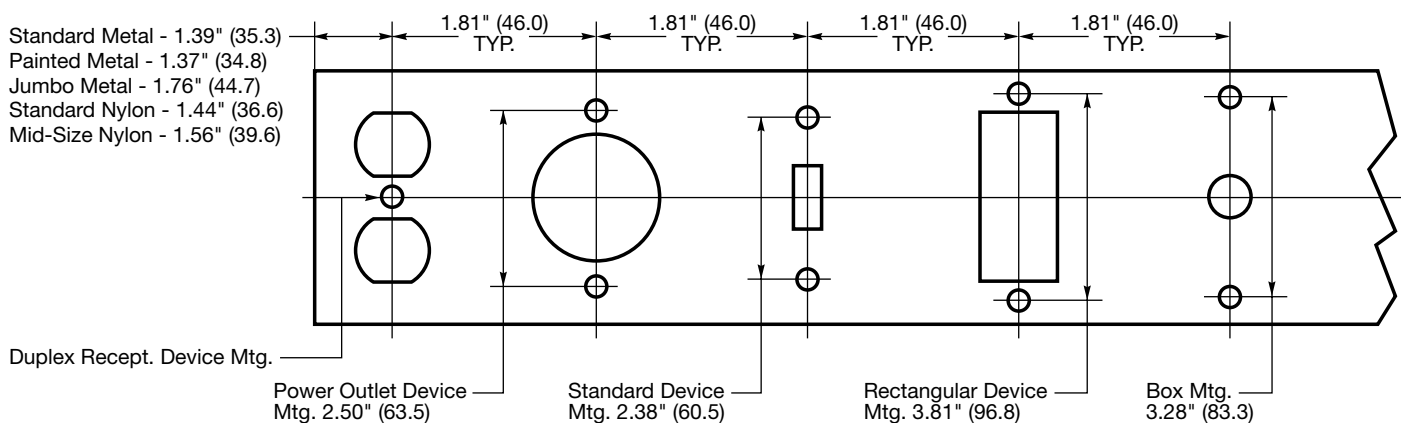
	Standard Metal			Painted Metal			Jumbo Metal		
	Size	Height	Width	Width	Size	Height	Width		
	1-Gang	4.50" (114.3)	2.87" (72.9)	2.75" (69.8)	1-Gang	5.25" (133.4)	3.50" (88.9)		
	2-Gang	4.50" (114.3)	4.60" (116.8)	4.56" (115.8)	2-Gang	5.25" (133.4)	5.31" (134.9)		
	3-Gang	4.50" (114.3)	6.41" (162.8)	6.38" (162.1)					
	4-Gang	4.50" (114.3)	8.22" (208.8)	8.18" (207.8)					
	5-Gang	4.50" (114.3)	10.03" (254.8)	10.00" (254.0)					
	6-Gang	4.50" (114.3)	11.81" (300.0)	11.81" (300.0)					
	7-Gang	4.50" (114.3)	13.68" (347.5)						
	8-Gang	4.50" (114.3)	15.44" (392.1)						

	Standard Nylon			Mid-Size Nylon		
	Size	Height	Width	Size	Height	Width
	1-Gang	4.63" (117.6)	2.88" (73.2)	1-Gang	4.88" (124.0)	3.13" (79.5)
	2-Gang	4.63" (117.6)	4.69" (119.1)	2-Gang	4.88" (124.0)	4.94" (125.4)
	3-Gang	4.63" (117.6)	6.50" (165.1)	3-Gang	4.88" (124.0)	6.75" (171.5)
	4-Gang	4.63" (117.6)	8.31" (211.1)	4-Gang	4.88" (124.0)	8.56" (217.4)
	5-Gang	4.63" (117.6)	10.12" (256.1)			
	6-Gang	4.63" (117.6)	11.93" (303.0)			

	Snap-On Nylon	
	Size	Width
	1-Gang	2.94" (74.7)
	2-Gang	4.75" (120.7)
	3-Gang	6.56" (166.6)
	4-Gang	8.37" (212.6)
	5-Gang	10.18" (258.6)
	6-Gang	11.99" (304.5)

Wallplate Openings and Mounting Dimensions

#6-32 Oval Head Screws Typical



Note: Specifications are subject to change without notice.