




SPECIFICATIONS

| | |
|--------------------------------------|--|
| Certifications/Qualifications | |
| | www.kichler.com/warranty |
| Dimensions | |
| Base Backplate | 4.75 DIA |
| Weight | 1.80 LBS |
| Height | 9.75" |
| Width | 8.00" |
| Electrical | |
| Input Voltage | 120.00V |
| Light Source | |
| Lamp Included | Not Included |
| Lamp Type | A19 |
| Light Source | Incandescent |
| Max or Nominal Watt | 40.00 |
| # of Bulbs/LED Modules | 1 |
| Max Wattage/Range | 40.00 |
| Socket Type | E26 (Medium) |
| Mounting/Installation | |
| Interior/Exterior | INTERIOR |
| Location Rating | Dry |
| Mounting Weight | 1.80 LBS |

FIXTURE ATTRIBUTES

| | |
|-------------------------------------|----------------|
| Housing | |
| Primary Material | STEEL |
| Shade Description | Metal,Cone |
| Product/Ordering Information | |
| SKU | 43115CLP |
| Finish | Classic Pewter |
| Style | Transitional |
| UPC | 783927011174 |

| | |
|--|-----------------|
| Finish Options | |
|  | Black |
|  | Natural Brass |
|  | Polished Nickel |

