

DULUX® T/E Compact Fluorescent Lamps

4-Pin Compact Fluorescent Lamps



SYLVANIA DULUX T/E compact fluorescent lamps are ideal for use in a wide range of applications. They are designed to be operated on energy efficient electronic and dimming ballasts.

SYLVANIA DULUX T/E lamps are long-life, energy-saving alternatives for incandescent lamps. Short lamp design with photometric benefits of a triple tube lamp provides for efficient fixture design.

Application Information

Applications

- Garden and walkway lighting
- Recessed ceiling fixtures
- Task and downlights
- Wall sconces

Fixtures

Contact your local fixture agent for available fixtures.

Ballast Information

Contact your SYLVANIA representative for a list of compatible operating systems.

Key Features & Benefits

- Fast run-up to full brightness
- Passes Federal TCLP Test*
- Operates on various ballast systems
 - Flicker-free start on electronic ballasts
 - Compatible with OSRAM QUICKTRONIC® PROStart® CF ballasts
- RoHS compliant
- Consumes 75% less power than incandescent of comparable light output
- High luminous efficacy
- Long 12,000 hour average rated life
- Rare earth tri-phosphor with 82 CRI
- 2700K, 3000K, 3500K and 4100K

*Regulations may vary. Check your local and state regulations.

ECOLOGIC® is a comprehensive program focused on addressing environmental issues at all stages of lamp life.



Product Offering

Lamp	Watts	Rated Lumens
CF13DT/E	13	900
CF26DT/E	26	1,800

Application Notes

1. 4-Pin lamps designed for dimming and electronic ballast operation.
2. Minimum starting temperature depends on ballast.
3. Rule of thumb: to estimate the appropriate compact fluorescent lamp wattage, divide the incandescent wattage by 4.
4. Equipment manufacturers are advised to consult ANSI and IEC standards for the maximum allowable dimensions and temperature to insure compatibility with similar products.
5. QUICKTRONIC PROStart CF electronic ballasts are UCSA Certified and FCC 47CFR Part 18 Consumer Rated.
6. QUICKTRONIC ballasts feature QUICKSENSE® circuitry for end-of-life protection required by NEMA.



Specification Data

Catalog #
Project
Comments
Prepared by

Ordering Information

Item Number	Ordering Abbreviation	NEMA Generic Designation	Base	Watts	Volts ¹	Amps ¹	Initial Lumens	Mean Lumens ²	CCT	CRI	Avg. Rated Life (hrs.) ³
20891	CF13DT/E/827/ECO	CFM13W/GX24q/827	GX24q-1	13	90	.175	900	775	2700K	82	12,000
20892	CF13DT/E/830/ECO	CFM13W/GX24q/830	GX24q-1	13	90	.175	900	775	3000K	82	12,000
20893	CF13DT/E/835/ECO	CFM13W/GX24q/835	GX24q-1	13	90	.175	900	775	3500K	82	12,000
20894	CF13DT/E/841/ECO	CFM13W/GX24q/841	GX24q-1	13	90	.175	900	775	4100K	82	12,000
20767	CF26DT/E/827/ECO	CFM26W/GX24q/827	GX24q-3	26	80	.300	1,800	1,550	2700K	82	12,000

1. Measured on high-frequency ballast.

2. Measured at 40% of rated life.

3. Based on 3 hours per start. Number of operating hours when half have failed and half are still functional.

Ordering Guide

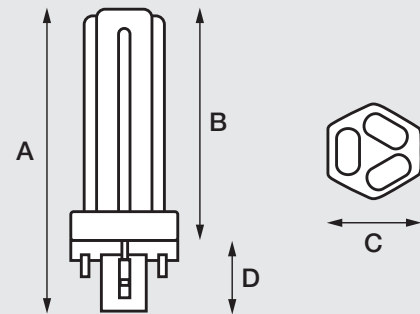
CF	26	DT	/	E	/	8		27	/	ECO
Compact Fluorescent	Wattage 13, 26	DULUX® Triple		Electronic Ballast		8 = 82 CRI		27 = 2700K CCT 30 = 3000K CCT 35 = 3500K CCT 41 = 4100K CCT		ECOLOGIC®

System Comparison

Lamp Type	Rated Lamp Life (hrs.)	System Lumens	System Wattage	System LPW	Energy Savings
100W Incandescent	750	1,710	100	17	—
DULUX T/E 26W w/QUICKTRONIC CF	12,000	1,800	28	64	\$86

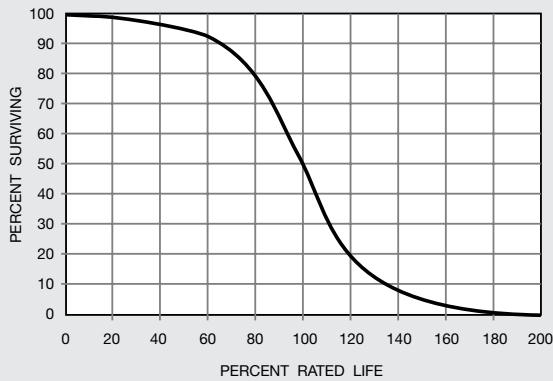
Lamp Dimensions

Lamp	(A) MOL in. (mm)	(B) Max. Base Face to Top of Lamp in. (mm)	(C) Max. Base Width in. (mm)	(D) Guide Post Length in. (mm)
CF13DT/E	4.17 (106)	3.54 (90)	1.90 (48)	0.62 (16)
CF26DT/E	4.96 (126)	4.33 (110)	1.90 (48)	0.62 (16)

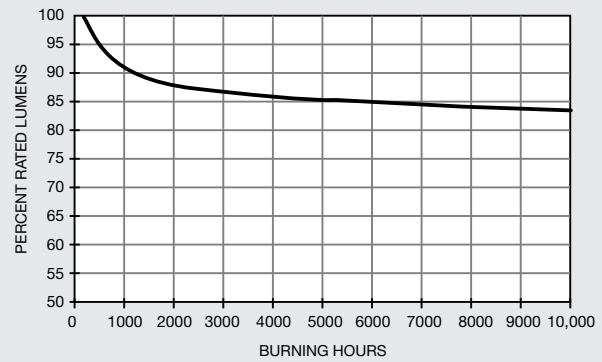


Technical Information

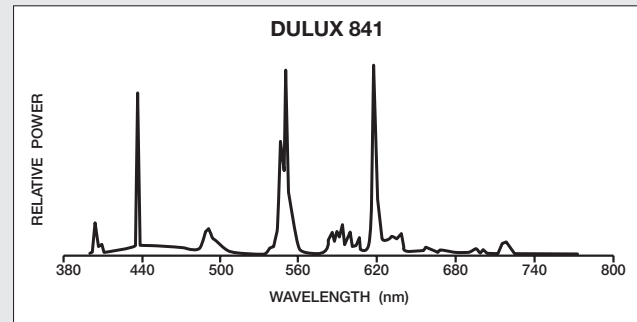
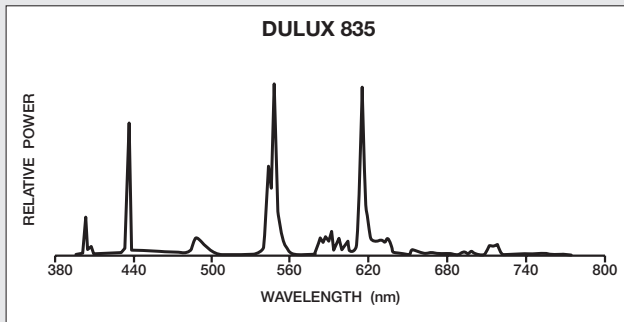
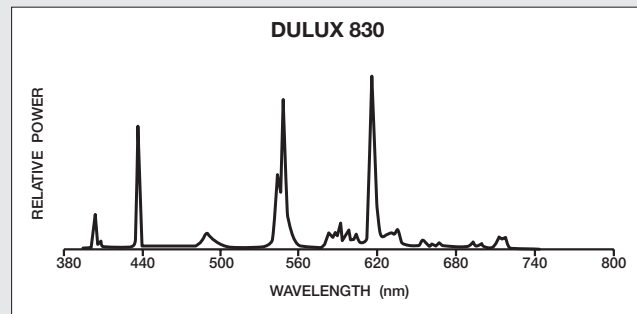
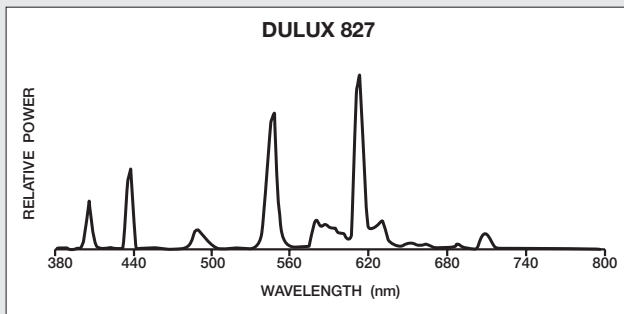
Typical Fluorescent Lamp Mortality



Lumen Maintenance Curve



Spectral Power Distributions



Sample Specification

Lamp(s) shall be (a) DULUX® (CF13DT/E or CF26DT/E) ECO® lamps, with end-of-life shutdown protection and pass existing Federal TCLP limits. Lamp(s) shall have an average rated life of 12,000 hours, a correlated color temperature of (2700K, 3000K, 3500K or 4100K), and a CRI of 82. Lamps shall have a GX24q-1 plug-in, 4-pin base and be suitable for use on electronic and dimming ballasts. Lamps shall be operated by QUICKTRONIC® ballasts. Both lamps and ballasts are covered by the QUICK 60+® system warranty.

Warranty Information

Limited 6 month lamp warranty and a five year ballast warranty is possible if both lamps and ballasts are provided by SYLVANIA. See the QUICK 60+ warranty for details and restrictions.

LEDVANCE LLC
200 Ballardvale Street
Wilmington, MA 01887 USA
Phone 1-800-LIGHTBULB (1-800-544-4828)
www.sylvania.com

SYLVANIA and LEDVANCE are registered trademarks.
All other trademarks are those of their respective owners.
Licensee of product trademark SYLVANIA in general lighting.
Specifications subject to change without notice.

 /sylvania  /sylvania

