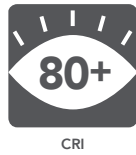
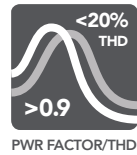
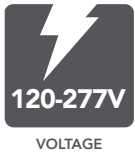


LEDBARKIT-INTERNAL DRIVER (LBI) THE LINEAR TRANSFORMER



one light – unlimited possibilities



available
in both
BASE & PRO

	PRO	BASE
DIMMABLE	✓ 0-10V	—
CONTROL POWER	✓ 12V	—
FLEX COLOR	✓	—
FLEX WATT	✓	—
WARRANTY	10YR	5YR
L70	>100,000 HRS	50,000 HRS

DEFAULT CONFIGURATIONS

PART #	UPC	DESCRIPTION	WATTAGE	LUMENS	LPW	CCT (K)	DLC PRODUCT CODE
RP-LBI-G1-2F-6W-27K-WC2	844006024826	2FT PRO WARM CCT INTERNAL DRIVE LIGHT BAR	6/9/12	696-1524	116-127	2700/3000/3500	
RP-LBI-G1-2F-6W-40K-WC	844006023867	2FT PRO INTERNAL DRIVE LIGHT BAR	6/9/12	780-1560	126-137	3500/4000/5000	PFLO5RPC
RP-LBI-G1-3F-10W-27K-WC2	44006024833	3FT PRO WARM CCT INTERNAL DRIVE LIGHT BAR	10/12/15	1270-1980	127-132	2700/3000/3500	
RP-LBI-G1-3F-10W-40K-WC	844006023959	3FT PRO INTERNAL DRIVE LIGHT BAR	10/12/15	1400-2100	137-142	3500/4000/5000	PTTC4A0W
RP-LBI-G1-4F-15W-27K-WC2	844006024840	4FT PRO WARM CCT INTERNAL DRIVE LIGHT BAR	10/15/25	1260-3400	126-136	2700/3000/3500	
RP-LBI-G1-4F-15W-40K-WC	844006024079	4FT PRO INTERNAL DRIVE LIGHT BAR	10/15/25	1462-3653	136-146	3500/4000/5000	PCW0MQPB
RP-LBI-G1-4F-15W-40K-B	844006024215	4FT BASE INTERNAL DRIVE LIGHT BAR	15	1996	139	4000	PMROEESV

Default settings are above. See pages 7 and 8 for additional styles, lumen packages, color temperatures and options.



RemPhos by Light Efficient Design
lighting on target

FOR PRODUCT INFO ("LED" MODEL #) CONTACT.....Light Efficient Design • 188 S. Northwest Highway • Cary, IL 60013 • 847.380.3540 • led-llc.com
FOR PRODUCT INFO ("RP" MODEL #) CONTACT.....RemPhos by Light Efficient Design • 30 Log Bridge Road, Building 200 • Middleton, MA 01949 • 877.997.3674 • remphos.com

06.27.19 Information is subject to change without notice.

LED BARKIT-INTERNAL DRIVER (LBI) THE LINEAR TRANSFORMER



Usage & Applications

One solution. ETL and DLC listed as both a retrofit kit and a fixture.



Using the fast install magnetic brackets, light bars fit between any T5, T8 or T12 socketed fixture including

TROFFERS



Example 2x2 and 2x4 retrofitted with 3 light bars.



CONTINUOUS RUNS

UTILITY STRIP




RETROFIT MOUNTING KITS

Mount light bar to a Retrofit Mounting Kit for a faster, cleaner install.
- contact us for details.

ETL and DLC listed as a fixture under the following categories


STAIRWELL FIXTURE



LINEAR AMBIENT FIXTURE



HIGH BAY FIXTURE (LOW CEILING HEIGHTS)



HIGH BAY FIXTURE (HIGH CEILING HEIGHTS)



Coming Soon!

FIXTURE HOUSING KITS

Mount light bar to a Fixture Housing Kit for a faster, cleaner install.
- contact us for details.



FOR PRODUCT INFO ("LED" MODEL #) CONTACT.....Light Efficient Design • 188 S. Northwest Highway • Cary, IL 60013 • 847.380.3540 • led-llc.com
FOR PRODUCT INFO ("RP" MODEL #) CONTACT.....RemPhos by Light Efficient Design • 30 Log Bridge Road, Building 200 • Middleton, MA 01949 • 877.997.3674 • remphos.com

06.27.19 Information is subject to change without notice.

—○ LEDBarKit-Internal Driver (LBI) Design Guide

A comprehensive guide to understanding, specifying, stocking, and selling the LEDBarKit-Internal Driver fluorescent replacement.



The Linear Transformer

With up to 146 lumens per watt, and up to 25 years of virtually maintenance free operation, learn why smart decision makers use the The Linear Transformer when upgrading to LED.

—○ Perfect replacement for

- Linear and general purpose
- Strips & Wraps
- Troffers
- Vapor Tights
- Low bay and High bay
- Coves and Soffits
- Stairwells



RemPhos by Light Efficient Design
lighting on target

FOR PRODUCT INFO ("LED" MODEL #) CONTACT.....Light Efficient Design • 188 S. Northwest Highway • Cary, IL 60013 • 847.380.3540 • led-llc.com
FOR PRODUCT INFO ("RP" MODEL #) CONTACT.....RemPhos by Light Efficient Design • 30 Log Bridge Road, Building 200 • Middleton, MA 01949 • 877.997.3674 • remphos.com

—○ LEDBarKit-Internal Driver (LBI)

FEATURES

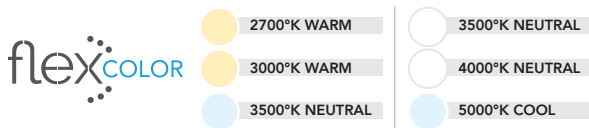
The Linear Transformer is available in both BASE and PRO versions – choose which is best for you!



9 SKUs in 1 WITH FLEXWATT™
& FLEXCOLOR™ TECHNOLOGY

flex:WATT	2FT	6W	9W	12W
	3FT	10W	12W	15W
	4FT	10W	15W	25W

- Eliminate ordering and stocking multiple wattages and color temperatures. Product offers 9 SKUs in 1 unit which can easily be configured to 3 different wattage packages and 3 different CCTs.



- Product ships at a default color temp (K) and wattage setting (install as is, or tailor the settings to fit your needs).
- Save on labor costs by having us factory pre-set the wattage and color temperature.

FLEXCONTROL™ TECHNOLOGY

- Order control ready or basic control (integrated high/low and daylight sensor) or advanced controls (such as LG, Philips Easy Sense, Avion Bluetooth or Lutron Vive).
- Optional sensors are directly linkable to the light bars.
- Our basic motion/daylight control (OC2 ordering code) is adjustable via remote control for (1) sensitivity (2) duration of time at high light level before dimming to low (2) duration of time at low light level before turning off (3) ramping up and down light levels based on daylight and (4) the dimmed light level %.

SUITABLE FOR DRY & DAMP LOCATIONS

PASS-THROUGH 0-10V DIMMING & AUXILIARY 12V OUTPUT

- Allows all light bars to be dimmed together as a group.

ADAPTABLE MOUNTING

- Various mounting clip options with integrated rare-earth magnets for easy placement in all style fixtures.
- High Bay pendant chain options available.

CONNECT UP TO 40 LIGHT BARS ON ONE INCOMING POWER CABLE

Up to 146 LUMENS PER WATT EFFICACY

10 YEAR WARRANTY, L70 >100,000HRS

OPTIONAL EMERGENCY BATTERY BACKUP

OPTIONAL BAA SECTION 1605

SUITABLE FOR DRY & DAMP LOCATIONS

ADAPTABLE MOUNTING

- Various mounting clip options with integrated rare-earth magnets for easy placement in all style fixtures.
- High Bay pendant chain options for high bay installation.

CONNECT UP TO 40 LIGHT BARS ON ONE INCOMING POWER CABLE

139 LUMENS PER WATT EFFICACY

5 YEAR WARRANTY, L70 >50,000HRS

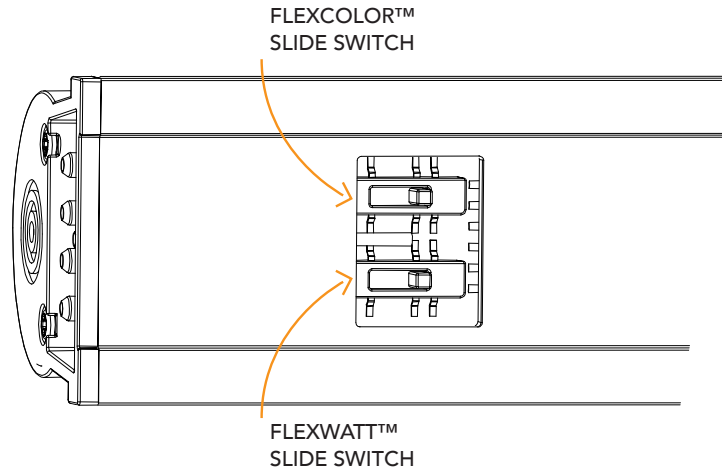
OPTIONAL EMERGENCY BATTERY BACKUP

OPTIONAL BAA SECTION 1605



LEDBarKit-Internal Driver (LBI)

FLEXWATT + FLEXCOLOR



2FT	6W	9W	12W
3FT	10W	12W	15W
4FT	10W	15W	25W

HOW IT WORKS

Our exclusive LED driver is designed to operate at 90%+ efficiency at each wattage setting. Our competitor's drivers have much lower efficiency (as low as 60%) which results in poor performance and reduced efficacy.

WATTAGE CHOICES

2FT	6W	9W	12W
3FT	10W	12W	15W
4FT	10W	15W	25W

WATTAGE SELECTION

Adjust the 3-position slide switch, no tools required. Can be "locked-out" to prevent field-adjustability, if desired.



- 2700°K WARM
- 3000°K WARM
- 3500°K NEUTRAL

- 3500°K NEUTRAL
- 4000°K NEUTRAL
- 5000°K COOL

HOW IT WORKS

We select the highest efficacy, multiple color LED diodes from quality suppliers, and mount them on the circuit board. A proprietary LED binning process ensures color consistency between fixtures. The FlexColor technology ensures the desired color is selected, every time.

COLOR CHOICES

	FLEXCOLOR SLIDE SWITCH POSITION		
	TOP	MIDDLE	BOTTOM
... -27K-WC2	2700K	3000K	3500K
... -40K-WC	3500K	4000K	5000K

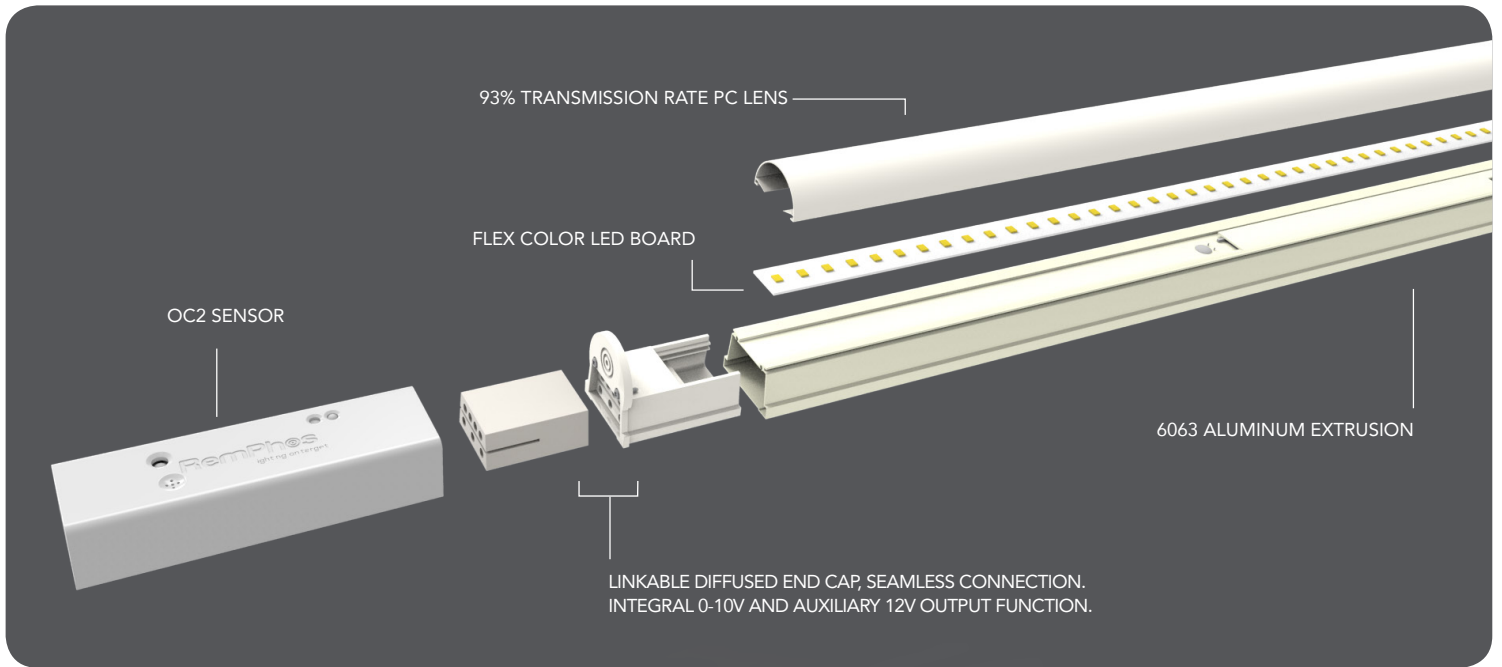
COLOR SELECTION

Adjust the 3-position slide switch by hand. Can be "locked-out" to prevent field-adjustability, if desired.




LEDBarKit-Internal Driver (LBI)

EXPLODED CONSTRUCTION VIEW

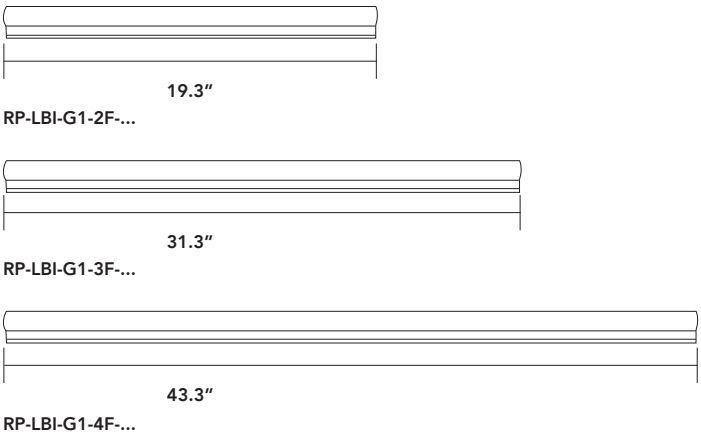


INCLUDED WITH EVERY BAR



- | | |
|---|--|
| 1 Incoming power and control cable | 6 Flex setting cover |
| 2 (2) Surface mount magnetic clips (with easy bend and break lines) | 7 Wires for connection between service disconnect and latch connector |
| 3 (4) 1/4" hex head - self drilling screws | 8 (3) Wire nuts for low voltage connections (0-10V DIM; 12V Aux power) |
| 4 Service disconnect | 9 (2) Latch connectors for parallel wiring (AC power) |
| 5 Abrasion protection grommet | |

DIMENSIONS



RemPhos by **Light Efficient Design**
lighting on target

FOR PRODUCT INFO ("LED" MODEL #) CONTACT.....Light Efficient Design • 188 S. Northwest Highway • Cary, IL 60013 • 847.380.3540 • led-llc.com
FOR PRODUCT INFO ("RP" MODEL #) CONTACT.....RemPhos by Light Efficient Design • 30 Log Bridge Road, Building 200 • Middleton, MA 01949 • 877.997.3674 • remphos.com

LEDBarKit-Internal Driver (LBI)

PRODUCT SELECTION GUIDE

Default lumen package (wattage and CCT) are shown below in bold. There are two ways to achieve a non-default lumen package and/or CCT:
 1. You can easily adjust in field via our FlexWatt and FlexColor internal switches. 2. Have us adjust the FlexWatt and FlexColor at the factory for an additional charge.

PART #	CCT	Wattage Per Bar	Lumens Per Bar	Total Wattage	Total Lumens	DLC/QPL (FIXTURE)		DLC/QPL (RETROFIT)		
						Linear Ambient	High-Bay	Linear Ambient	Troffers	
PRO 1X BAR KITS	2FT	RP-LBI-G1-2F-6W-35K-WC	3500K	6	780	6	780	PFL05RPC		
		RP-LBI-G1-2F-6W-40K-WC	4000K	6	780	6	780	PFL05RPC		
		RP-LBI-G1-2F-6W-50K-WC	5000K	6	780	6	780	PFL05RPC		
		RP-LBI-G1-2F-9W-35K-WC	3500K	9	1170	9	1170	P56G7BMO		
		RP-LBI-G1-2F-9W-40K-WC	4000K	9	1170	9	1170	P56G7BMO		
		RP-LBI-G1-2F-9W-50K-WC	5000K	9	1170	9	1170	P56G7BMO		
		RP-LBI-G1-2F-12W-35K-WC	3500K	12	1560	12	1560	PSZAPJNF		
		RP-LBI-G1-2F-12W-40K-WC	4000K	12	1560	12	1560	PSZAPJNF		
	RP-LBI-G1-2F-12W-50K-WC	5000K	12	1560	12	1560	PSZAPJNF			
	3FT	RP-LBI-G1-3F-10W-35K-WC	3500K	10	1400	10	1400	PTTC4A0W		
		RP-LBI-G1-3F-10W-40K-WC	4000K	10	1400	10	1400	PTTC4A0W		
		RP-LBI-G1-3F-10W-50K-WC	5000K	10	1400	10	1400	PTTC4A0W		
		RP-LBI-G1-3F-12W-35K-WC	3500K	12	1680	12	1680	PO7IL0R7		
		RP-LBI-G1-3F-12W-40K-WC	4000K	12	1680	12	1680	PO7IL0R7		
		RP-LBI-G1-3F-12W-50K-WC	5000K	12	1680	12	1680	PO7IL0R7		
		RP-LBI-G1-3F-15W-35K-WC	3500K	15	2100	15	2100	PFD0B6O2		
		RP-LBI-G1-3F-15W-40K-WC	4000K	15	2100	15	2100	PFD0B6O2		
	RP-LBI-G1-3F-15W-50K-WC	5000K	15	2100	15	2100	PFD0B6O2			
	4FT	RP-LBI-G1-4F-10W-35K-WC	3500K	10	1370	10	1370	P950LG3J		
		RP-LBI-G1-4F-10W-40K-WC	4000K	10	1370	10	1370	P950LG3J		
		RP-LBI-G1-4F-10W-50K-WC	5000K	10	1370	10	1370	P950LG3J		
		RP-LBI-G1-4F-15W-35K-WC	3500K	15	2055	15	2055	PCW0MQPB		
		RP-LBI-G1-4F-15W-40K-WC	4000K	15	2055	15	2055	PCW0MQPB		
		RP-LBI-G1-4F-15W-50K-WC	5000K	15	2055	15	2055	PCW0MQPB		
RP-LBI-G1-4F-25W-35K-WC		3500K	25	3425	25	3425	PRNWHBGQ			
RP-LBI-G1-4F-25W-40K-WC		4000K	25	3425	25	3425	PRNWHBGQ			
RP-LBI-G1-4F-25W-50K-WC	5000K	25	3425	25	3425	PRNWHBGQ				
PRO 2X BAR KITS	2FT	RP-LBI-G1-2F-6W-35K-WC-2X	3500K	6	780	12	1560			
		RP-LBI-G1-2F-6W-40K-WC-2X	4000K	6	780	12	1560			
		RP-LBI-G1-2F-6W-50K-WC-2X	5000K	6	780	12	1560			
		RP-LBI-G1-2F-9W-35K-WC-2X	3500K	9	1170	18	2340			
		RP-LBI-G1-2F-9W-40K-WC-2X	4000K	9	1170	18	2340			
		RP-LBI-G1-2F-9W-50K-WC-2X	5000K	9	1170	18	2340			
		RP-LBI-G1-2F-12W-35K-WC-2X	3500K	12	1560	24	3120			
		RP-LBI-G1-2F-12W-40K-WC-2X	4000K	12	1560	24	3120			
	RP-LBI-G1-2F-12W-50K-WC-2X	5000K	12	1560	24	3120				
	3FT	RP-LBI-G1-3F-10W-35K-WC-2X	3500K	10	1400	20	2800			
		RP-LBI-G1-3F-10W-40K-WC-2X	4000K	10	1400	20	2800			
		RP-LBI-G1-3F-10W-50K-WC-2X	5000K	10	1400	20	2800			
		RP-LBI-G1-3F-12W-35K-WC-2X	3500K	12	1680	24	3360			
		RP-LBI-G1-3F-12W-40K-WC-2X	4000K	12	1680	24	3360			
		RP-LBI-G1-3F-12W-50K-WC-2X	5000K	12	1680	24	3360			
		RP-LBI-G1-3F-15W-35K-WC-2X	3500K	15	2100	30	4200			
		RP-LBI-G1-3F-15W-40K-WC-2X	4000K	15	2100	30	4200			
	RP-LBI-G1-3F-15W-50K-WC-2X	5000K	15	2100	30	4200				
	4FT	RP-LBI-G1-4F-10W-35K-WC-2X	3500K	10	1370	20	2740			
		RP-LBI-G1-4F-10W-40K-WC-2X	4000K	10	1370	20	2740			
		RP-LBI-G1-4F-10W-50K-WC-2X	5000K	10	1370	20	2740			
		RP-LBI-G1-4F-15W-35K-WC-2X	3500K	15	2055	30	4110			
		RP-LBI-G1-4F-15W-40K-WC-2X	4000K	15	2055	30	4110			
		RP-LBI-G1-4F-15W-50K-WC-2X	5000K	15	2055	30	4110			
RP-LBI-G1-4F-25W-35K-WC-2X		3500K	25	3425	50	6850				
RP-LBI-G1-4F-25W-40K-WC-2X		4000K	25	3425	50	6850		P4JORD8A		
RP-LBI-G1-4F-25W-50K-WC-2X	5000K	25	3425	50	6850					



All models on the DLC QPL are premium listed.



FOR PRODUCT INFO ("LED" MODEL #) CONTACT.....Light Efficient Design • 188 S. Northwest Highway • Cary, IL 60013 • 847.380.3540 • led-llc.com
 FOR PRODUCT INFO ("RP" MODEL #) CONTACT.....RemPhos by Light Efficient Design • 30 Log Bridge Road, Building 200 • Middleton, MA 01949 • 877.997.3674 • remphos.com

LEDBarKit-Internal Driver (LBI)

PRODUCT SELECTION GUIDE (CONTINUED)

Default lumen package (wattage and CCT) are shown below in bold. There are two ways to achieve a non-default lumen package and/or CCT:
 1. You can easily adjust in field via our FlexWatt and FlexColor internal switches. 2. Have us adjust the FlexWatt and FlexColor at the factory for an additional charge.

PART #	CCT	Wattage Per Bar	Lumens Per Bar	Total Wattage	Total Lumens	DLC/QPL (FIXTURE)		DLC/QPL (RETROFIT)			
						Linear Ambient	High-Bay	Linear Ambient	Troffers		
PRO 3X BAR KITS	2FT	RP-LBI-G1-2F-6W-35K-WC-3X	3500K	6	780	18	2340				
		RP-LBI-G1-2F-6W-40K-WC-3X	4000K	6	780	18	2340				
		RP-LBI-G1-2F-6W-50K-WC-3X	5000K	6	780	18	2340				
		RP-LBI-G1-2F-9W-35K-WC-3X	3500K	9	1170	27	3510				
		RP-LBI-G1-2F-9W-40K-WC-3X	4000K	9	1170	27	3510				
		RP-LBI-G1-2F-9W-50K-WC-3X	5000K	9	1170	27	3510				
		RP-LBI-G1-2F-12W-35K-WC-3X	3500K	12	1560	36	4680				
		RP-LBI-G1-2F-12W-40K-WC-3X	4000K	12	1560	36	4680				
	RP-LBI-G1-2F-12W-50K-WC-3X	5000K	12	1560	36	4680					
	3FT	RP-LBI-G1-3F-10W-35K-WC-3X	3500K	10	1400	30	4200				
		RP-LBI-G1-3F-10W-40K-WC-3X	4000K	10	1400	30	4200				
		RP-LBI-G1-3F-10W-50K-WC-3X	5000K	10	1400	30	4200				
		RP-LBI-G1-3F-12W-35K-WC-3X	3500K	12	1680	36	5040				
		RP-LBI-G1-3F-12W-40K-WC-3X	4000K	12	1680	36	5040				
		RP-LBI-G1-3F-12W-50K-WC-3X	5000K	12	1680	36	5040				
		RP-LBI-G1-3F-15W-35K-WC-3X	3500K	15	2100	45	6300				
		RP-LBI-G1-3F-15W-40K-WC-3X	4000K	15	2100	45	6300				
	RP-LBI-G1-3F-15W-50K-WC-3X	5000K	15	2100	45	6300					
	4FT	RP-LBI-G1-4F-10W-35K-WC-3X	3500K	10	1370	30	4110				
		RP-LBI-G1-4F-10W-40K-WC-3X	4000K	10	1370	30	4110				
		RP-LBI-G1-4F-10W-50K-WC-3X	5000K	10	1370	30	4110				
		RP-LBI-G1-4F-15W-35K-WC-3X	3500K	15	2055	45	6165				
		RP-LBI-G1-4F-15W-40K-WC-3X	4000K	15	2055	45	6165				
		RP-LBI-G1-4F-15W-50K-WC-3X	5000K	15	2055	45	6165				
RP-LBI-G1-4F-25W-35K-WC-3X		3500K	25	3425	75	10275		POF750MP			
RP-LBI-G1-4F-25W-40K-WC-3X		4000K	25	3425	75	10275		POEV8SJB			
RP-LBI-G1-4F-25W-50K-WC-3X	5000K	25	3425	75	10275		PIGRRCPC				



PRO 4 BAR KITS

Please note we do not sell 4X Bar Kits therefore order as **TWO - 2X BAR KIT** or **FOUR - 1X BAR KIT**

To order for continuous runs, please order "1 Bar Kits" + required accessory connectors (sold separately).
 Connect up to 40 light bars on one incoming power cable.

All models on the DLC QPL are premium listed.

BASE VERSION (4FT, 1X BAR KIT) - 15W ONLY

PART #	UPC	DESCRIPTION	WATTAGE	LUMENS	LPW	CCT (K)	DLC PRODUCT CODE
RP-LBI-G1-4F-15W-40K-B	844006024215	4FT BASE INTERNAL DRIVE LIGHT BAR	15	1996	139	4000	PMROEESV

STAIRWELL FIXTURE

PART #	UPC	DESCRIPTION	WATTAGE	LUMENS	LPW	CCT (K)	DLC PRODUCT CODE
RP-LBI-G1-2F-12W-40K-W-OC2	844006024505	2FT INTERNAL DRIVE LIGHT BAR STAIRWELL KIT	12	1560	130	4000	P3QQVAJH
RP-LBI-G1-4F-15W-40K-W-OC2	844006024512	4FT INTERNAL DRIVE LIGHT BAR STAIRWELL KIT	15	2055	137	4000	PS1Q17X9

Kit comes with 1X light Bar + OC2 Motion Sensor Kit.



FOR PRODUCT INFO ("LED" MODEL #) CONTACT.....Light Efficient Design • 188 S. Northwest Highway • Cary, IL 60013 • 847.380.3540 • led-llc.com
 FOR PRODUCT INFO ("RP" MODEL #) CONTACT.....RemPhos by Light Efficient Design • 30 Log Bridge Road, Building 200 • Middleton, MA 01949 • 877.997.3674 • remphos.com