

FEATURES & SPECIFICATIONS

INTENDED USE — Ideal for use in food processing, manufacturing, industrial, schools, gymnasiums and exterior retail environments. Fiberglass enclosure protects fixture while remaining easy to service and clean. **Certain airborne contaminants can diminish integrity of acrylic.** [Click here for Acrylic Environmental Compatibility table for suitable uses.](#)

CONSTRUCTION — One-piece 5VA rated fiberglass housing with continuous poured-in-place, closed-cell gasket. Tool-less ballast and wiring access.

OPTICS — Injection-molded, impact-resistant clear acrylic diffuser with frosted ends and side lineal prisms is standard (.080" thick), securely tethered to fixture for ease of maintenance. UV stabilized polycarbonate diffuser option also is available (.080" thick). Stainless steel latches (12) included. Reflectors are precision-formed, high-performance, segmented optics utilizing premium specular aluminum. Provides 95% reflectivity and warranted for 25 years.

ELECTRICAL — Ballasts: Thermally protected, resetting, Class P, HPF, Sound Rating A+. UL listed wire, rated for required temperatures, used throughout. T8 ballast starting temperature is -18°C (0°F) and T5HO starting temperature is -29°C (-20°F).

Lamps: 4100K lamps standard. Secured with rotary locking lampholders for ease of re-lamping and to minimize disconnection due to vibration or incidental contact.

INSTALLATION — Surface conduit entry provisions with watertight plugs are standard. Stainless steel universal hanging clips included for suspension with aircraft cable (cable not included). Optional stainless steel V-hooks available for chain hanging (chain not included).

LISTINGS — UL/C-UL listed to US and Canadian Safety Standard. NOM Certified (see Options). UL listed for 40°C ambient (except six-lamp 54T5HO, which is UL listed at 35°C ambient). Suitable for wet location. IP65, IP66 and IP67 rated and certified to meet NSF Splash Zone 2. NEMA 4X. 1500 PSI hose-down.

WARRANTY — 1-year limited warranty. Complete warranty terms located at www.acuitybrands.com/CustomerResources/Terms_and_conditions.aspx

Note: Specifications subject to change without notice.

Actual performance may differ as a result of end-user environment and application.

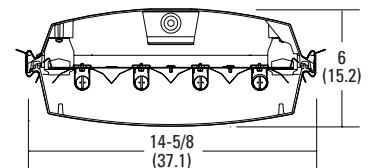
Catalog Number
Notes
Type

High-Pressure Hose-Down

FHE

FOOD PROCESSING

2-, 3-, 4- or 6-lamp, T5HO, T5 or T8



Specifications

Length: 52.0 (132.0)

Width: 14-5/8 (37.1)

Depth: 6 (15.2)

Weight: 26.2 lbs. (11.88 kg)

All dimensions are inches (centimeters) unless otherwise specified.

ORDERING INFORMATION

Lead times will vary depending on options selected. Consult with your sales representative.

Example: FHE 454L 1/4

FHE	Lamp type ¹			Shielding	Distribution	Voltage	Ballast configuration ▶▶▶
FHE 15"X4'	<u>T5HO lamps</u>	<u>T5 lamps</u>	<u>T8 lamps</u>	(blank) Clear acrylic PCL Clear polycarbonate	<u>White ballast cover</u> (blank) General distribution <u>Specular reflector</u> ND Narrow distribution SD Spread distribution	(blank) MVOLT; 120-277V HVOLT 347-480V ²	(blank) All two-lamp ballasts 1/3 One, three-lamp ballast ² 1/4 One, four-lamp ballast ² 2/3 Two, three-lamp ballasts ² 1/41/2 One, four-lamp and one, two-lamp ballast ²
	254L 2 lamps, 54W	228T5L 4 lamps, 28W	232L 2 lamps, 32W				
	354L 3 lamps, 54W	328T5L 3 lamps, 28W	332L 3 lamps, 32W				
	454L 4 lamps, 54W	428T5L 4 lamps, 28W	432L 4 lamps, 32W				
	654L 6 lamps, 54W	628T5L 6 lamps, 28W	632L 6 lamps, 32W				

▶ Ballast	Options ³	Lamps installed ¹²
<u>T5/T5HO</u>	CS89 6' white cord, 16/3, no plug, wet location	(blank) 85 CRI, 841
(blank) 1.0 BF, PRS	CS89L12 12' white cord, 16/3, no plug, wet location	LP830 85 CRI, 830
ACRP 1.0 BF, Advance cool running plus	CS88 6' Brad Harrison 16/3 cord and straight blade plug set ⁴	LP835 85 CRI, 835
<u>T8</u>	OCS Reloc OnePass 5' installed ⁵	LP850 85 CRI, 850
(blank) 1.18 BF, IS	EL14DW Emergency lighting (1400 lumens) ^{4,6}	<u>Energy-saving T5 49W lamps</u>
GEB10IS .88 BF, IS	MHKB Stainless steel V-hook and brackets	P841E49 F54T5HO/841
GEB10ISL .76 BF, IS	SMB Surface mounting bracket	P835E49 F54T5HO/835
GEB10PS .88 BF, PRS	EMK End mount suspension bracket	P850E49 F54T5HO/850

Accessories: Order as separate catalog number.	
MHKB	Stainless steel V-hook and brackets
MHCH36	3' double chain ¹³
FHEACT120	10' adjustable aircraft cable, Y, 2-toggle
MHHK120	10' adjustable aircraft cable, single hook ¹⁴
RK1 T10DRV	Torx® T10 screwdriver for TRS option

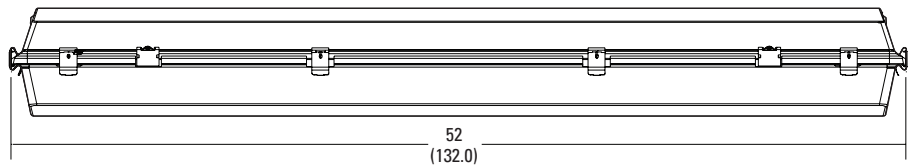
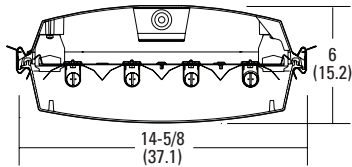
Notes

- To order fixtures WITHOUT lamps, remove the "L" from the description (EX: FHE 454).
- Not available with 28T5.
- For additional options consult factory.
- Must specify voltage.
- Requires DL option
- 900 lumens for T5HO. UL listed for 55°C. Output in emergency mode varies with ambient temperature (approx. 944 lumens at 25°C and 911 lumens at 45°C. Single-lamp operation only. Not available with HVOLT.
- Housing pre-drilled with WLF in center; additional support cables required.
- For mounting up to 20', specify MS120; for mounting up to 40', specify MS140. IP65 rated but not recommended for high pressure hose down.
- GEB10PS recommended.
- Stainless steel Torx® T10 screws with center reject pin.
- Use RIF1 for one filter per fixture & RIF2 for one filter per ballast.
- Alternate lamp color need only be specified if pre-installed lamps are provided.
- For use with MHKB option.
- For use with EMK option.

FHE Fluorescent High-Pressure Hose-Down, T5, T5HO and T8

DIMENSIONS

Inches (centimeters). Subject to change without notice.



Thermal Factor to Apply in Illuminance Calculations*							
Fixture	# Lamps	34°F		0°F		-20°F	
		F54T5HO	F32T8	F54T5HO	F32T8	F54T5HO	F32T8 ¹
FHE	4 lamp	1.14	1.10	0.97 ¹	0.90 ¹	0.63 ¹	0.51
FHE	6 lamp	1.13	1.12	1.28	1.15	1.11 ²	1.02

* Also apply appropriate factors for lumen depreciation, dirt and ballast factor.

* Factors for F32T8 are based upon 32-watt lamps using high ballast factor ballasts, so an appropriate high ballast factor (typically 1.12 to 1.20) should be used.

* For F32T8 lamps, use manufacturer's rated lumens (initial) per lamp.

* For F54T5HO lamps, use 4450 lumens (initial) per lamp.

1 Not recommended.

2 For continuous operation only

PHOTOMETRICS

Consult factory for photometric information.

TEST NO: ABA200972

LUMINAIRE CATALOG NO.: FHE 654L ND

LUMENS PER LAMP: 4450

RCR	pf pc pw	Coefficients of Utilization								
		80%			70%			50%		
		50%	30%	10%	50%	30%	10%	50%	30%	10%
0	77	77	77	75	75	75	71	71	71	
1	67	64	61	65	62	60	62	59	57	
2	58	53	49	57	52	49	54	50	47	
3	51	45	41	50	45	41	47	43	40	
4	45	39	35	44	39	35	42	38	34	
5	41	35	30	40	34	30	38	33	29	
6	37	31	26	36	30	26	34	29	26	
7	33	28	23	33	27	23	31	27	23	
8	30	25	21	30	25	21	29	24	21	
9	28	23	19	27	22	19	27	22	19	
10	26	21	17	25	21	17	25	20	17	

Zonal Lumen Summary

Zone	Lumens	% Lamp	% Fixture
0° - 30°	4789.4	17.9	27.4
0° - 40°	7621.2	28.5	43.5
0° - 60°	12733.3	47.7	72.7
0° - 90°	16817.2	63.0	96.0
90° - 180°	691.9	2.6	4.0
0° - 180°	17509.1	65.6	100.0

TEST NO: ABA200975

LUMINAIRE CATALOG NO.: FHE 454L ND

LUMENS PER LAMP: 4450

RCR	pf pc pw	Coefficients of Utilization								
		80%			70%			50%		
		50%	30%	10%	50%	30%	10%	50%	30%	10%
0	93	93	93	90	90	90	86	86	86	
1	80	77	74	78	75	73	75	72	70	
2	71	65	61	69	64	60	66	62	58	
3	62	56	51	61	55	51	58	54	49	
4	56	49	44	55	48	43	52	47	43	
5	50	43	38	49	43	38	47	42	37	
6	45	39	34	45	38	34	43	37	33	
7	41	35	30	41	34	30	39	34	30	
8	38	32	27	37	31	27	36	31	27	
9	35	29	25	35	29	25	34	28	24	
10	33	26	22	32	26	22	31	26	22	

Zonal Lumen Summary

Zone	Lumens	% Lamp	% Fixture
0° - 30°	4370.5	24.6	31.4
0° - 40°	6760.0	38.0	48.6
0° - 60°	10724.0	60.2	77.1
0° - 90°	13579.4	76.3	97.6
90° - 180°	338.7	1.9	2.4
0° - 180°	13918.1	78.2	100.0

TEST NO: ABA200978

LUMINAIRE CATALOG NO.: FHE 632L ND

LUMENS PER LAMP: 2950

RCR	pf pc pw	Coefficients of Utilization								
		80%			70%			50%		
		50%	30%	10%	50%	30%	10%	50%	30%	10%
0	90	90	90	88	88	88	83	83	83	
1	78	74	71	76	73	70	72	69	67	
2	68	62	57	66	61	57	63	58	55	
3	59	53	48	58	52	47	55	50	46	
4	52	45	40	51	45	40	49	43	39	
5	47	40	34	46	39	34	44	38	33	
6	42	35	30	41	34	30	39	34	29	
7	38	31	26	37	31	26	36	30	26	
8	35	28	24	34	28	23	33	27	23	
9	32	25	21	31	25	21	30	25	21	
10	29	23	19	29	23	19	28	23	19	

Zonal Lumen Summary

Zone	Lumens	% Lamp	% Fixture
0° - 30°	3399.9	19.2	25.1
0° - 40°	5527.2	31.2	40.8
0° - 60°	9869.8	55.8	72.9
0° - 90°	13023.2	73.6	96.2
90° - 180°	508.1	2.9	3.8
0° - 180°	13531.3	76.4	100.0

TEST NO: ABA200981

LUMINAIRE CATALOG NO.: FHE 432L ND

LUMENS PER LAMP: 2950

RCR	pf pc pw	Coefficients of Utilization								
		80%			70%			50%		
		50%	30%	10%	50%	30%	10%	50%	30%	10%
0	104	104	104	101	101	101	96	96	96	
1	90	86	82	88	84	81	83	80	78	
2	78	72	67	76	71	66	73	68	64	
3	69	62	56	67	61	55	64	59	54	
4	61	54	48	60	53	47	57	51	46	
5	55	47	41	54	46	41	52	45	40	
6	50	42	36	49	41	36	47	40	35	
7	45	37	32	44	37	32	43	36	31	
8	41	34	29	41	34	29	39	33	28	
9	38	31	26	37	31	26	36	30	26	
10	35	28	24	35	28	24	33	27	23	

Zonal Lumen Summary

Zone	Lumens	% Lamp	% Fixture
0° - 30°	2914.9	24.7	28.2
0° - 40°	4642.9	39.3	44.8
0° - 60°	7769.6	65.8	75.1
0° - 90°	10026.8	85.0	96.9
90° - 180°	325.4	2.8	3.1
0° - 180°	10352.3	87.7	100.0