

Type IC & Air-Tight



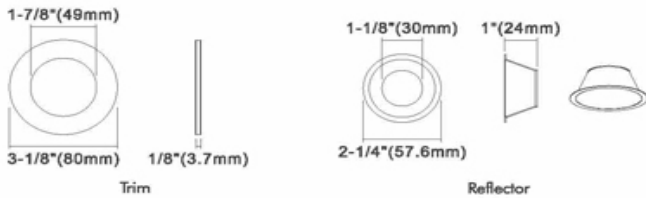
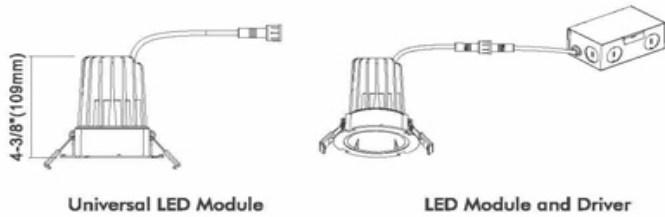
DESCRIPTION

2" Recessed LED With Integral Driver In Connection Box
Interchangeable Reflectors, Trims & Lens Available

FEATURES & BENEFITS

- 1,000 Lm Output** - Designer Series High Performance Fixture
- CRI 90+** for True Color Rendering
- 4 3/8" Thick** - Install Where Ceiling Space Is Limited
- Type IC Rated** - No Housing Required
- Fast & Easy To Install** - Save On Labor
- Driver Inside Connection Box** - No Junction Box Needed

DIMENSIONS: ID 1 7/8" ; OD 3 1/8" ; Cut Out Needed For Driver 2 3/4"
Ceiling Clearance Required: 4 1/2" 120V Triac Dim Driver Included



ACCESSORIES

Sold Separately



Mounting Plate cat # MP234

Jumper Cables 10 ft cat # JC10

ORDERING GUIDE

	CCT	Reflector	Trim
LED-2-S15W	- xxK	- 2RRxx	- 2xxx
Example:			
LED-2-S15W	-30K	- 2RRWH	- 2RTWH
	3000K	Reflector White	Trim White

LED-2-S15W

2" Recessed LED 15W High Output Designer Series

Project: _____
 Location: _____
 Trim: _____ Reflector: _____ Qty: _____
 Notes: _____


SPECIFICATION	
Applications	Commercial & High End Residential
Energy Used	15 W
Color Temperature (K)	2700 3000 4000
Light Output (lm)	980 1000 1020
Halogen Equivalent	100 W
Beam Angle	38° (default) or 24° (custom)
CRI	90 +
Driver Input	120V AC 50/60 Hz
Dimming	TRIAC Dimmers 10% - 100%
Approved Location	Insulated Ceiling & Damp Locations
Air Tight	Yes
Ambient Temperature	-4°F (-20°C) to +104°F (+40°C)
Projected Life	70% Light Output at 50,000 Hours
Certification	cETLus, Energy Star, T24
Warranty	5 Year

Reflectors



2RRWH White 2RRBK Black 2RRAK Alzak 2RRBZ Bronze 2RRCH Chrome

Trims



2RTWH White 2RTBK Black 2RTBN Brushed Nickel 2RTBZ Bronze 2RTCP Copper 2RTCH Chrome



2STWH 2STBK 2STBN 2STBZ 2STCP 2STCH



2RSA Slot Aperture 2RPH Pinhole 2RWW Wall Wash 2RSH Square Hole 2RST Shower Trim

Other Colors of Reflectors and Trims Available By Custom Order