

COMING
SOON
Nova T★ C-L

Lutron C·L® dimmers

Solve the challenges of light bulb compatibility



Ariadni®
C·L dimmer



Skylark®
C·L dimmer



Skylark Contour®
C·L dimmer



Diva®
C·L dimmer



Maestro®
C·L dimmer



NEW

GRAFIK T™
C·L dimmer



COMING
SOON

Nova T★®
C·L dimmer

Works with:



LED



CFL



Inc.



Hal.

- **C·L technology provides superior dimming**
 - Works with dimmable LEDs and CFLs, and incandescent/halogen bulbs—**even mixed on the same circuit**
 - Helps future proof your dimmer installation as the lamp landscape changes from incandescent bulbs to LED bulbs
 - High-performance dimming minimizes problems like flicker, shimmer, and pop-on seen with other dimmers
- **C·L dimmers are tested and UL Listed to work with over 500 LED and CFL bulbs**
- **Available in a variety of styles and colors**
 - 250W models in select styles

For more information:

www.lutron.com/cldimmer

Order now:

Contact your local electrical distributor



Save time and money: Lutron C·L® technology offers one reliable dimmer for all dimmable light bulbs

Lutron C·L technology means no callbacks

Only Lutron C·L dimmers alleviate the challenges of controlling today's new light bulbs

LED and CFL Dimmer Performance Comparison

	Company A	Company B	Company C	Company D	Lutron
Large list of compatible bulbs					
Large dimming range					
Minimizes flicker, shimmer, pop-on					
Ease of adjustment					
Tolerates power line noise					
Quiet – low dimmer noise					

For testing methods see www.lutron.com/CLtest713

Poor

OK

Excellent

Select the right dimmer for your application

When to choose a 150W dimmer

Typical scenario: 10 x (12W) = 120W
 Same brightness as 600W of incandescent bulbs

Typical applications:

- Kitchen
- Dining room
- Private office

When to choose a 250W dimmer

Typical scenario: 10 x (19W) = 190W
 Same brightness as 1200W of incandescent bulbs

Typical applications:

- Ballroom
- Hotel lobby
- Restaurant

Light bulb compatibility


- UL Listed to control over 500 different LED and CFL light bulbs. The bulb list is available at www.lutron.com/bulblast.

■ = unique LED or CFL bulb model type

Other companies 100 bulbs (on average)



Lutron over 500 bulbs



Superior performance

- HED™ microprocessor technology means compatibility with the **broadest range of bulbs**. See the compatible bulb list at www.lutron.com/bulblast.
- Offers superior light stability, easy low-end adjustment, and long-life performance (designed to last 10 years).
- Works with all temperature ratings of wires—**safe for older homes and new construction**.
- 250W C-L dimmers are designed to **guarantee 1% dimming** with Lutron 2-wire forward phase Hi-lume® A-Series LED drivers for LED fixtures, cove lighting, and under cabinet lighting.



Divia® 250W
C-L dimmer



GRAFIK T™ 250W
C-L dimmer



A-Series
LED driver

Unparalleled support

- The Lutron LED Control Center of Excellence is the industry resource for LED light bulb compatibility information. **1.877.DIM.LED8** or **LEDs@lutron.com**
- **24/7 live technical support @ 1.800.523.9466**



Lutron C·L® dimmers available in a range of styles and colors

Standalone dimmers



Ariadni®
C·L dimmer



Skylark®
C·L dimmer



Skylark Contour®
C·L dimmer



Diva®
C·L dimmer



Maestro®
C·L dimmer

Architectural dimmers



GRAFIK T™
C·L dimmer



Nova T®
C·L dimmer

Sensors



Maestro
C·L dimmer sensor

Wireless controls



Caséta™ Wireless
in-wall dimmer
with Pico® remote










Caséta Wireless
lamp dimmer with
Pico remote



Maestro Wireless® dimmer
and Radio Powr Savr™ wireless
occupancy sensor

Gloss Colors*

	White (WH)†
	Ivory (IV) †
	Almond (AL) †
	Light Almond (LA)
	Gray (GR)
	Brown (BR)
	Black (BL) †



Ariadni®
in Light Almond










Skylark®
in Ivory



Skylark Contour®
in Gray

Satin Colors®

	Hot (HT)
	Merlot (MR)
	Plum (PL)
	Turquoise (TQ)
	Taupe (TP)
	Eggshell (ES)
	Biscuit (BI)



	Snow (SW)
	Palladium (PD)
	Midnight (MN)
	Sienna (SI)
	Terracotta (TC)
	Greenbriar (GB)
	Bluestone (BG)

	Mocha Stone (MS)
	Goldstone (GS)
	Desert Stone (DS)
	Stone (ST)
	Limestone (LS)

Architectural Metals (GRAFIK T™ only)





	Satin Brass (SB)		Satin Nickel (SN)
	Bright Brass (BB)		Bright Nickel (BN)
	Bright Chrome (BC)		Clear Anodized (CLA)
	Antique Brass (QB)		Black Anodized (BLA)
	Antique Bronze (QZ)		Brass Anodized (BRA)
	Satin Chrome (SC)		

Architectural Matte (GRAFIK T and Nove T★ only)

	White (WH)		Gray (GR)
	Beige (BE)		Taupe (TP)
	Ivory (IV)		Sienna (SI)
	Almond (AL)		Brown (BR)
	Light Almond (LA)		Black (BL)

* Not available for GRAFIK T
† Available colors for
Caséta™ Wireless

C·L® dimmer model information and key applications

	Traditional opening dimmers		Designer opening dimmers			
						
	Ariadni®		Skylark®	Skylark Contour®	Diva®	
Model number	AYCL-153P-XX*	AYCL-253P-XX*	SCL-153P-XX*	CTCL-153P-XX*	DVCL-153P-XX* DVSCCL-153P-YY*	DVCL-253P-XX* DVSCCL-253P-YY*
Amperage/wattage	150W dimmable CFL/LED 600W incandescent/halogen	250W dimmable CFL/LED 600W incandescent/halogen 350W Lutron Hi-lume® A-Series LTE LED driver (max 8 drivers)	150W dimmable CFL/LED 600W incandescent/halogen	150W dimmable CFL/LED 600W incandescent/halogen	150W dimmable CFL/LED 600W incandescent/halogen	250W dimmable CFL/LED 600W incandescent/halogen 350W Lutron Hi-lume A-Series LTE LED driver (max 8 drivers)
3-way/single-pole/multi-location	3-way/single-pole	3-way/single-pole	3-way/single-pole	3-way/single-pole	3-way/single-pole	3-way/single-pole
Voltage	120V	120V	120V	120V	120V	120V
Compatible with Lutron LED drivers		✓				✓
Key applications	Kitchen, dining room, private office	Ballroom, hotel lobby, restaurant	Kitchen, dining room, private office	Kitchen, dining room, private office	Kitchen, dining room, private office	Ballroom, hotel lobby, restaurant

* XX denotes gloss color suffix, YY denotes Satin Colors® suffix, ZZ denotes gloss or Satin Colors suffix. See page 5 for details.





Wireless Controls



Caséta™ Wireless in-wall dimmer with Pico® remote



Caséta Wireless lamp dimmer with Pico remote

	Architectural dimmers			Sensor
 Maestro®	 Nova T [☆] ®	 GRAFIK T™	 Maestro C·L® dimmer sensor	
MACL-153P-ZZ*	NTCL-250P-XX†	GT-150-WH†	GT-250M-WH†	MSCL-OP153M-ZZ*
150 W dimmable CFL/LED 600 W incandescent/halogen	250 W dimmable CFL/LED 1000 W incandescent/halogen 3.3 A (400 W) Lutron Hi-lume A-Series LTE LED drivers (max 10 drivers)	150 W dimmable CFL/LED 600 W incandescent/halogen	250 W dimmable CFL/LED 600 W incandescent/halogen 400 VA MLV 3.3 A (400 W) Lutron Hi-lume A-Series LTE LED drivers (max 10 drivers)	150 W CFL/LED 600 W incandescent/halogen
3-way/single pole/multi-location	Single-pole	3-way/single-pole/multi-location	3-way/single-pole/multi-location	3-way/multi-location
120V	120V	120V	120V	120V
	✓		✓	
Kitchen, dining room, private office	Ballroom, hotel lobby, restaurant	Bedroom, bathroom, home theatre	Ballroom, hotel lobby, restaurant	Kitchen, kid's room

† GRAFIK T available in Satin Colors, Architectural Metals, and Architectural Matte. Contact Customer Service to order.

‡ Nova T[☆] available in Architectural Matte

Wireless Controls (cont.)



Maestro Wireless® C·L dimmer and Radio Powr Savr™ wireless occupancy sensor

For more information visit www.lutron.com/maestrowireless

LED Control Center of Excellence

The LED Control Center of Excellence is designed to help you correctly specify, install, and use LEDs. Through the LED Control Center of Excellence we test LEDs on a continuing basis for compatibility with our controls and drivers, providing a level of customer guidance you won't find anywhere else.



LED Product Selection Tool

Search for tested LED solutions that will ensure compatibility between all Lutron controls and select LED products, and get detailed performance reports.

lutron.com/ledtool



C•L® Dimmer Bulb List

Comprehensive list of lamps tested for compatibility with Lutron C•L dimmers.

lutron.com/cldimmer

www.lutron.com



World Headquarters 1.610.282.3800
Technical Support 1.800.523.9466 (Available 24/7)
Customer Service 1.888.LUTRON1 (1.888.588.7661)

© 11/2014 Lutron Electronics Co., Inc. | P/N 367-2450 REV D

