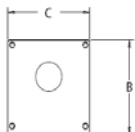
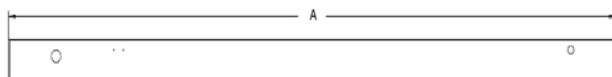


LINEAR FIXTURE

L-MAX LINEAR LED LUMINAIRE



DIMENSIONS			
PRODUCT	A	B	C
LM-2420UF-40	23.96	2.43	2.35
LM-4840UF-40	47.91	2.43	2.35
LM-4860UF-40	47.91	2.43	2.35



PRODUCT DESCRIPTION:

The compact and high-performing L-Max brings eye-pleasing illumination to architectural and commercial interiors. Designed to be either surface mounted or suspended, this lightweight and easy-to-install luminaire lends a clean aesthetic to offices, retail spaces, supermarkets, stairwells and other applications that require high quality lighting that is DLC Premium listed and price-effective. The L-Max can be quickly and easily linked together to create runs of light that appear seamless.

FEATURES:

- Offered in 2ft (20W) and 4ft (40W and 60W) versions
- 0-10V Dimming.
- Standard Five year limited warranty and 10 year warranty available
- L70 ≥ 100,000 hours AT 25°C Ambient
- Suitable for damp locations
- Operating temperature 10°C to 40°C
- Varying layout configuration with L shape connectors (units)
- Linkable for continuous runs maximum of 10 units or 40' length
- Surface mounting and pendant mounting standard (2 adjustable 10' long aircraft cables included with fixture)
- Emergency lighting (battery backup) and Sensor option

CONSTRUCTION:

- Constructed of durable 19 gauge aluminum body and end caps
- Polycarbonate diffused lends delivers a low-glare, diffused light distribution
- Mounting options - Surface, Suspended

WARRANTY:

5-year standard warranty*
(see terms at www.maxlite.com/warranties)

*Warranty Limitations: Product must be rated for application per the Product Data Sheet (PDS); operated ≤16 hrs; in ambient temperatures -4°F to 77°F.

*Up to \$25/unit; registration required. Additional coverage may be available for purchase; contact MaxLite.

*Excludes EM/MS versions; component warranty applies.

*If ambient temperatures fall outside the -4°F to 77°F range, product is warranted for 5 years according to the operating temperature range specified on the PDS.

MODEL SELECTION (Full list of order codes on pg. 2)				Typical order example: LM-4840UF-40				
LM	-			U	F	-		
FAMILY	-	SIZE	WATTAGE (NOMINAL)	VOLTAGE	OPTICS	-	CCT	OPTIONS
LM=L-Max	-	24=2ft ¹	20=20W	U=120-277V	F=Frosted Lens	-	35=3500K	(Omit)=None
		48=4ft	40=40W				40=4000K ³	EM= Battery Backup Unit
			60=60W				50=5000K	MS= Bi-Level Motion Sensor

1. EM and MS options are not available together in any CCT.
2. No EM option on 2' models.
3. 4000K standard (all other CCT's are special ordered)

SPECIFICATIONS:


		LM-2420UF-40	LM-4840UF-40	LM-4860UF-40
ITEM	SPECIFICATION	DETAILS		
GENERAL PERFORMANCE	Power Consumption (W)	19W	40W	59W
	Lumens Delivered (lm)	2,570 lm	5,262 lm	7,923 lm
	Efficacy (lm/W)	133 lm/W	132 lm/W	133 lm/W
	CRI	≥80		
	Color Temperature (K)	3500K, 4000K & 5000K		
	L70 Lumen Maintenance (hours)	≥ 100,000		
	Color Consistency	Proprietary binning for uniform color		
ELECTRICAL	Power Factor	0.9		
	Input Voltage	120-277V		
	Mounting	Surface Mounting, Suspended Mounting		
	Dimming	0-10V Dimming		
	Operating Temperature	10°C to 40°C		
	Humidity	20-85% RH, non-condensing		
CERTIFICATION	Certifications	ETL Listed		
	Material Usage	RoHS compliant; no mercury		
	Environment	Indoor / Damp		
	Warranty	5 years standard, 10 year warranty option is available		

ORDERING*:

	ORDER CODE	MODEL NUMBER	WATTAGE	CCT
2 FT.	14100476	LM-2420UF-35	20W	3500K
	14100472	LM-2420UF-40	20W	4000K
	103177	LM-2420UF-50	20W	5000K
4 FT.	14099779	LM-4840UF-35	40W	3500K
	14099780	LM-4840UF-40	40W	4000K
	14099781	LM-4840UF-50	40W	5000K
	14099782	LM-4860UF-35	60W	3500K
	14099783	LM-4860UF-40	60W	4000K
	14099784	LM-4860UF-50	60W	5000K

*Please contact your MaxLite representative to order products that don't have order codes listed here.

SENSOR INFORMATION:

SENSOR	TECHNOLOGY	DIMMING	DAYLIGHT HARVESTING	REMOTE CONTROL	
MS	HIGH FREQUENCY	BI-LEVEL	SET POINT	YES	

ACCESSORIES:

ORDER CODE	DESCRIPTION	MODEL NUMBER
102970	L-MAX CEILING CANOPY KIT WITH STRAIN RELIEF	LM-CANOPY
14100332	L-MAX CONNECTOR KIT - BRACKET, SCREWS, JOINER WRENCH	LM-CONKIT
14100329	L-MAX "L" CONNECTOR PIECE 7"X7"	LM-LCON
108133	REMOTE FOR L-MAX MOTION SENSOR	RMHYTHRC-05
104361	L-MAX WALL MOUNT BRACKET AND HARDWARE (1PC)	LM-WM

(2) LM-WM kits per fixture