

Project	
Schedule	Date
Notes	

DESCRIPTION

Bright pathway lighting is important for the safety of pedestrian foot traffic. Ensuring that sidewalks and pavement are well lit reduces the risk of people tripping and falling. The superior quality of our DLC Bollard light fixture provides glare-free lighting that replaces 100 watt metal halide fixtures and produces 2000 lumens.




FEATURES

- DLC Standard / Energy Star Certified
- IP65 Rated
- Energy savings up to 80% compared to metal halide bollards
- Customizable wattage allows flexibility for user's needs
- 8" diameter makes easy replacement for traditional bollards
- Excellent thermal design
- Material: Die Cast Aluminum
- Lens: UV resistant polycarbonate lens
- Cone Reflector Shape: Flat / Round Shape
- Available in 4 configurations: cone, louvers, type 3, frosted lens
- Input line voltage: 120-277V
- Voltage frequency (Hz): 50/60
- Power factor: >0.9
- Input current: 0.16A
- Surge protect level: 2KV
- THD: <20%
- Color Temp: 5000K
- Operating temperature: -22°F - 122°F (5 year warranty)
- Finish: Black or Bronze

APPLICATIONS

- Security Lighting
- Pathway Lighting
- Perimeter Lighting
- Entryway Lighting
- Area Lighting

COLORS

- Black or Bronze
- 

WARRANTY

- 5 Year Warranty

Ordering Information		EXAMPLE: LED-FX8BLD18/42FCN/840/BK					
LED	FX	8	BLD	18	42FCN	840	BK
LED	Category	Diameter	Series	Wattage	Height/ Configuration	Color Temp	Color
	FX Fixture	8 8 inch	BLD Bollard	18 18W	42 42 inch FCN Cone Reflector	840 4000K	BK Black BZ Bronze

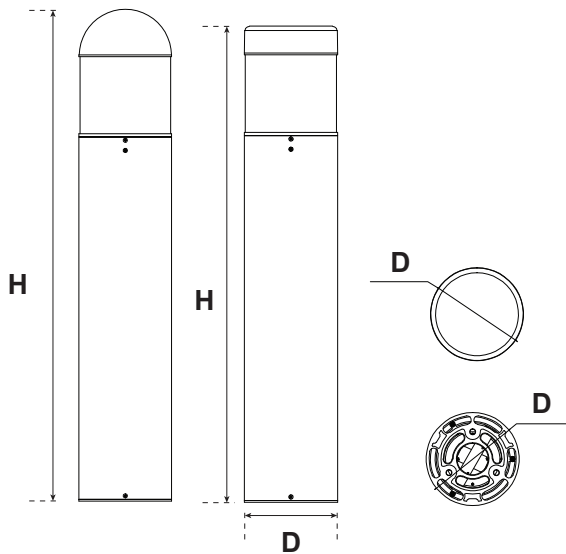
ORDERING

*P= Premium DLC / *S = Standard DLC / *E = Energy Star

Watts (W)	Ordering Code	Description	Color Temp (K)	Lumens (lm)	Equiv. Wattage (W)	Beam Angle	IP 65	DLC (S/P)
9 / 13 / 18W	9326	LED-FX8BLD18/42FCN/840/BK	4000K	1,000 / 1,500 / 2,000	100W	360°	•	S
9 / 13 / 18W	9327	LED-FX8BLD18/42FCN/850/BK	5000K	1,000 / 1,500 / 2,000	100W	360°	•	S
9 / 13 / 18W	9328	LED-FX8BLD18/42FLV/840/BK	4000K	750 / 1,100 / 1,566	100W	360°	•	E
9 / 13 / 18W	9329	LED-FX8BLD18/42FLV/850/BK	5000K	750 / 1,100 / 1,566	100W	360°	•	E
9 / 13 / 18W	9332	LED-FX8BLD18/42FFR/840/BK	4000K	800 / 1,200 / 1,622	100W	Frosted	•	E
9 / 13 / 18W	9333	LED-FX8BLD18/42FFR/850/BK	5000K	800 / 1,200 / 1,622	100W	Frosted	•	E
9 / 13 / 18W	9330	LED-FX8BLD18/42FT3/840/BK	4000K	700 / 1,000 / 1,464	100W	Type 3	•	E
9 / 13 / 18W	9331	LED-FX8BLD18/42FT3/850/BK	5000K	700 / 1,000 / 1,464	100W	Type 3	•	E
* 9 / 13 / 18W	9334*	LED-FX8BLD18/42FCN/840/BZ	4000K	1,000 / 1,500 / 2,000	100W	360°	•	S
9 / 13 / 18W	9335	LED-FX8BLD18/42FCN/850/BZ	5000K	1,000 / 1,500 / 2,000	100W	360°	•	S
* 9 / 13 / 18W	9336*	LED-FX8BLD18/42FLV/840/BZ	4000K	750 / 1,100 / 1,566	100W	360°	•	E
9 / 13 / 18W	9337	LED-FX8BLD18/42FLV/850/BZ	5000K	750 / 1,100 / 1,566	100W	360°	•	E
* 9 / 13 / 18W	9340*	LED-FX8BLD18/42FFR/840/BZ	4000K	800 / 1,200 / 1,622	100W	Frosted	•	E
9 / 13 / 18W	9341	LED-FX8BLD18/42FFR/850/BZ	5000K	800 / 1,200 / 1,622	100W	Frosted	•	E
* 9 / 13 / 18W	9338*	LED-FX8BLD18/42FT3/840/BZ	4000K	700 / 1,000 / 1,464	100W	Type 3	•	E
9 / 13 / 18W	9339	LED-FX8BLD18/42FT3/850/BZ	5000K	700 / 1,000 / 1,464	100W	Type 3	•	E
9 / 13 / 18W	9374	LED-FX8BLD18/42RCN/840/BK	4000K	1,000 / 1,500 / 2,000	100W	360°	•	S
9 / 13 / 18W	9375	LED-FX8BLD18/42RCN/850/BK	5000K	1,000 / 1,500 / 2,000	100W	360°	•	S
9 / 13 / 18W	9376	LED-FX8BLD18/42RLV/840/BK	4000K	750 / 1,100 / 1,562	100W	360°	•	E
9 / 13 / 18W	9377	LED-FX8BLD18/42RLV/850/BK	5000K	750 / 1,100 / 1,562	100W	360°	•	E
9 / 13 / 18W	9380	LED-FX8BLD18/42RFR/840/BK	4000K	800 / 1,200 / 1,622	100W	Frosted	•	E
9 / 13 / 18W	9381	LED-FX8BLD18/42RFR/850/BK	5000K	800 / 1,200 / 1,622	100W	Frosted	•	E
9 / 13 / 18W	9378	LED-FX8BLD18/42RT3/840/BK	4000K	700 / 1,000 / 1,464	100W	Type 3	•	E
9 / 13 / 18W	9379	LED-FX8BLD18/42RT3/850/BK	5000K	700 / 1,000 / 1,464	100W	Type 3	•	E
* 9 / 13 / 18W	9382*	LED-FX8BLD18/42RCN/840/BZ	4000K	1,000 / 1,500 / 2,000	100W	360°	•	S
* 9 / 13 / 18W	9383*	LED-FX8BLD18/42RCN/850/BZ	5000K	1,000 / 1,500 / 2,000	100W	360°	•	S
* 9 / 13 / 18W	9384*	LED-FX8BLD18/42RLV/840/BZ	4000K	600 / 900 / 1,200	100W	360°	•	E
* 9 / 13 / 18W	9385*	LED-FX8BLD18/42RLV/850/BZ	5000K	600 / 900 / 1,200	100W	360°	•	E
* 9 / 13 / 18W	9388*	LED-FX8BLD18/42RFR/840/BZ	4000K	750 / 1,120 / 1,500	100W	Frosted	•	E
* 9 / 13 / 18W	9389*	LED-FX8BLD18/42RFR/850/BZ	5000K	750 / 1,120 / 1,500	100W	Frosted	•	E
* 9 / 13 / 18W	9386*	LED-FX8BLD18/42RT3/840/BZ	4000K	650 / 975 / 1,300	100W	Type 3	•	E
* 9 / 13 / 18W	9387*	LED-FX8BLD18/42RT3/850/BZ	5000K	650 / 975 / 1,300	100W	Type 3	•	E

* Special order only

SPECIFICATIONS



Shape	Height (H)	Diameter (D)	Weight
Round	42.7" (1085mm)	8.05" (204.47mm)	16.35-lbs
Flat	41.1" (1044mm)	8.05" (204.47mm)	16.35-lbs

STYLE




Flat Cone Reflector
Model: FCN




Flat Type 3
Model: FT3



Flat Louver Reflector
Model: FLV




Flat Frosted Lens
Model: FFR




Round Cone Reflector
Model: RCN




Round Type 3
Model: RT3



Round Louver Reflector
Model: RLV



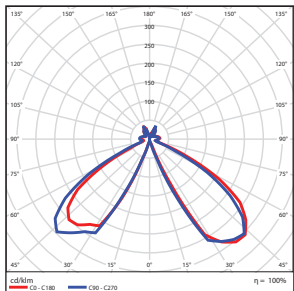
Round Frosted Lens
Model: RFR



PHOTOMETRICS CHART

Cone Reflector (Flat-8")

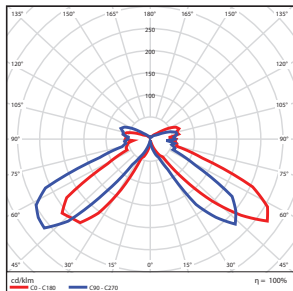
DLC Standard



Illuminance at a Distance		
Center Beam fc	Beam Width	
2.5R	1.06 fc	6.5 ft 2.1 ft
5.0R	0.27 fc	13.0 ft 4.2 ft
7.5R	0.12 fc	19.5 ft 6.4 ft
10.0R	0.07 fc	26.0 ft 8.5 ft
12.5R	0.04 fc	32.5 ft 10.6 ft
15.0R	0.03 fc	38.9 ft 12.7 ft

■ Vert. Spread: 104.8°
■ Horiz. Spread: 46.0°

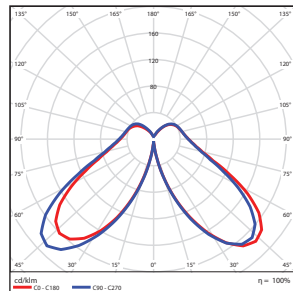
Louver (Flat-8")



Illuminance at a Distance		
Center Beam fc	Beam Width	
2.5R	0.81 fc	1.2 ft 5.1 ft
5.0R	0.20 fc	2.3 ft 10.3 ft
7.5R	0.09 fc	3.5 ft 15.4 ft
10.0R	0.05 fc	4.6 ft 20.6 ft
12.5R	0.03 fc	5.8 ft 25.7 ft
15.0R	0.02 fc	6.9 ft 30.9 ft

■ Vert. Spread: 25.9°
■ Horiz. Spread: 91.7°

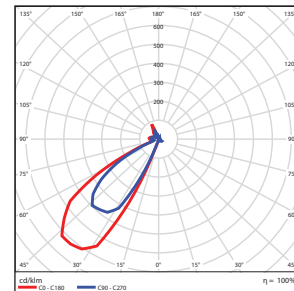
Frosted Lens (Flat-8")



Illuminance at a Distance		
Center Beam fc	Beam Width	
2.5R	0.72 fc	7.9 ft 9.9 ft
5.0R	0.18 fc	15.8 ft 19.7 ft
7.5R	0.08 fc	23.7 ft 29.6 ft
10.0R	0.05 fc	31.6 ft 39.5 ft
12.5R	0.03 fc	39.5 ft 49.4 ft
15.0R	0.02 fc	47.4 ft 59.2 ft

■ Vert. Spread: 115.3°
■ Horiz. Spread: 126.3°

Type 3 (Flat-8")

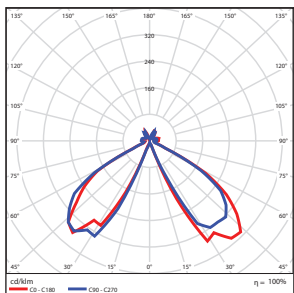


Illuminance at a Distance		
Center Beam fc	Beam Width	
2.5R	0.68 fc	2.0 ft 5.5 ft
5.0R	0.17 fc	4.1 ft 10.9 ft
7.5R	0.08 fc	6.1 ft 16.4 ft
10.0R	0.04 fc	8.1 ft 21.9 ft
12.5R	0.03 fc	10.2 ft 27.4 ft
15.0R	0.02 fc	12.2 ft 32.8 ft

■ Vert. Spread: 44.2°
■ Horiz. Spread: 95.2°

Cone Reflector (Round-8")

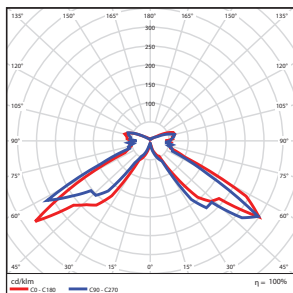
DLC Standard



Illuminance at a Distance		
Center Beam fc	Beam Width	
2.5R	1.65 fc	1.7 ft 5.0 ft
5.0R	0.41 fc	3.3 ft 11.6 ft
7.5R	0.18 fc	5.0 ft 17.4 ft
10.0R	0.10 fc	6.6 ft 23.2 ft
12.5R	0.07 fc	8.3 ft 29.0 ft
15.0R	0.05 fc	10.0 ft 34.8 ft

■ Vert. Spread: 36.8°
■ Horiz. Spread: 98.4°

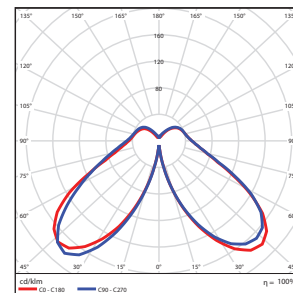
Louver (Round-8")



Illuminance at a Distance		
Center Beam fc	Beam Width	
2.5R	1.27 fc	6.2 ft 5.8 ft
5.0R	0.32 fc	12.4 ft 11.7 ft
7.5R	0.14 fc	18.6 ft 17.5 ft
10.0R	0.08 fc	24.7 ft 23.4 ft
12.5R	0.05 fc	30.9 ft 29.2 ft
15.0R	0.04 fc	37.1 ft 35.0 ft

■ Vert. Spread: 102.1°
■ Horiz. Spread: 98.9°

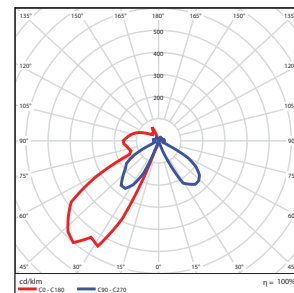
Frosted Lens (Round-8")



Illuminance at a Distance		
Center Beam fc	Beam Width	
2.5R	1.54 fc	8.6 ft 10.2 ft
5.0R	0.39 fc	17.2 ft 20.4 ft
7.5R	0.17 fc	25.8 ft 30.6 ft
10.0R	0.10 fc	34.4 ft 40.8 ft
12.5R	0.06 fc	43.0 ft 50.9 ft
15.0R	0.04 fc	51.6 ft 61.1 ft

■ Vert. Spread: 119.7°
■ Horiz. Spread: 127.7°

Type 3 (Round-8")



Illuminance at a Distance		
Center Beam fc	Beam Width	
2.5R	1.12 fc	1.7 ft 4.8 ft
5.0R	0.28 fc	3.5 ft 9.7 ft
7.5R	0.12 fc	5.2 ft 14.5 ft
10.0R	0.07 fc	7.0 ft 19.4 ft
12.5R	0.04 fc	8.7 ft 24.2 ft
15.0R	0.03 fc	10.5 ft 29.1 ft

■ Vert. Spread: 38.6°
■ Horiz. Spread: 88.2°

PACKAGE

Master Pack: 1 pc

