

Project \_\_\_\_\_  
 Schedule \_\_\_\_\_ Date \_\_\_\_\_  
 Notes \_\_\_\_\_

**DESCRIPTION**

naturalLED® floodlights provide a range of sizes and wattages to fit your needs. Our compact flood lights are water resistant rated at IP65 and come with 1/2" NPT knuckle mount. Creating bright, security and spot lighting for a variety of applications such as perimeter, entryway, facades, landscapes, retail and residential complexes and architectural lighting.



**FEATURES**

- DLC Premium
- IP65 rated
- Long Life LED chips
- Uniform and consistent color
- Excellent thermal design
- Corrosion resistant powder coating
- Die-cast aluminum housing and polycarbonate lens
- Knuckle can be adjusted +/- 90°
- 1/2" NPT (15W-50W)
- Voltage: 120-277V
- Input current: 0.12A
- Surge protect level:
  - 15W: 2.5KV
  - 30/50W: 1.5KV
- Power Factor >0.9
- CRI: 80
- Operating temperature: -4°F ~ 113°F
- Rated 50,000 hours average life

**APPLICATIONS**

- Security Lighting
- Architectural Lighting
- Perimeter Lighting
- Entryway
- Pathway

**WARRANTY**

- 5 Year Warranty

**COLOR**



Bronze

Ordering Information		EXAMPLE: LED-FXFDL15/77/40K/BZ-KNC					
LED	FX	FDL	15	77	40K	BZ	KNC
LED	Category FX Fixture	Series FDL Floodlight	Wattage 15 15W	Beam Angle 77 NEMA 7X7	Color Temp 40K 4000K	Color BZ Bronze	Accessory KNC Knuckle

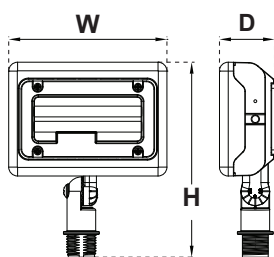
ORDERING

\*P= Premium DLC / \*S = Standard DLC

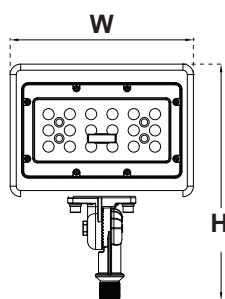
Watts (W)	Ordering Code	Description	Color Temp (K)	Lumens (lm)	Equiv. Wattage (W)	Voltage	Knuckle	Rated Hrs	IP65 Rated	DLC (S/P)
15	9313	LED-FXFDL15/77/40K/BZ-KNC	4000K	1,603	100	120-277V	1/2"	50,000	•	P
15	9314	LED-FXFDL15/77/50K/BZ-KNC	5000K	1,624	100	120-277V	1/2"	50,000	•	P
30	9315	LED-FXFDL30/77/40K/BZ-KNC	4000K	3,427	175	120-277V	1/2"	50,000	•	P
30	9316	LED-FXFDL30/77/50K/BZ-KNC	5000K	3,432	175	120-277V	1/2"	50,000	•	P
50	9317	LED-FXFDL50/77/40K/BZ-KNC	4000K	5,778	250	120-277V	1/2"	50,000	•	P
50	9318	LED-FXFDL50/77/50K/BZ-KNC	5000K	5,793	250	120-277V	1/2"	50,000	•	P

SPECIFICATIONS

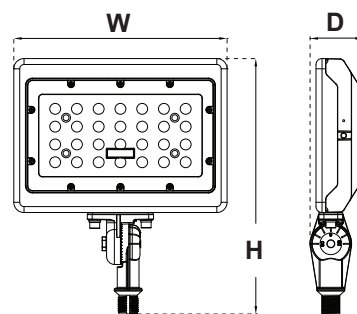
15 Watt



30 Watt



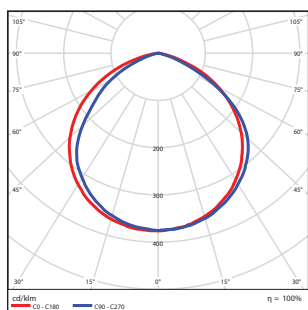
50 Watt



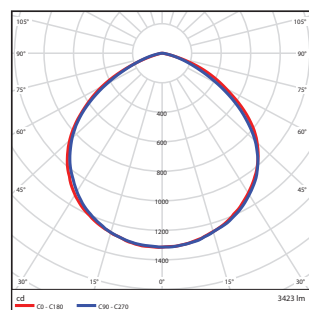
Wattage	Height(H)	Width (W)	Depth (D)	Weight
15W	5.35" (136mm)	4.33" (110mm)	1.5" (38mm)	0.88 lbs
30W	9.18" (233mm)	7.12" (181mm)	1.93" (49mm)	2.51 lbs
50W	10.2" (258mm)	8.50" (216mm)	2.12" (54mm)	3.62 lbs

PHOTOMETRICS CHART

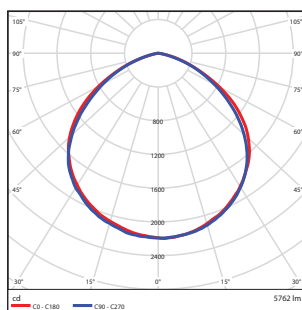
FXFDL (15 Watt)  
DLC Premium



FXFDL (30 Watt)  
DLC Premium



FXFDL (50 Watt)  
DLC Premium



**Illuminance at a Distance**

Center Beam fc	Beam Width
2.5R 95.8 fc	7.4 ft 6.6 ft
5.0R 23.9 fc	14.9 ft 13.3 ft
7.5R 10.6 fc	22.3 ft 19.9 ft
10.0R 5.99 fc	29.7 ft 26.5 ft
12.5R 3.83 fc	37.2 ft 33.2 ft
15.0R 2.66 fc	44.6 ft 39.8 ft

Vert. Spread: 112.1°  
Horiz. Spread: 106.0°

**Illuminance at a Distance**

Center Beam fc	Beam Width
2.5R 210 fc	7.1 ft 6.9 ft
5.0R 52.5 fc	14.3 ft 13.7 ft
7.5R 23.4 fc	21.4 ft 20.6 ft
10.0R 13.1 fc	28.6 ft 27.4 ft
12.5R 8.41 fc	35.7 ft 34.3 ft
15.0R 5.84 fc	42.8 ft 41.1 ft

Vert. Spread: 110.0°  
Horiz. Spread: 107.8°

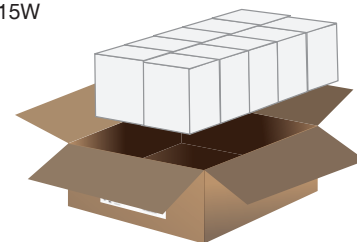
**Illuminance at a Distance**

Center Beam fc	Beam Width
2.5R 350 fc	7.3 ft 6.7 ft
5.0R 87.6 fc	14.5 ft 13.5 ft
7.5R 38.9 fc	21.8 ft 20.2 ft
10.0R 21.9 fc	29.0 ft 27.0 ft
12.5R 14.0 fc	36.3 ft 33.7 ft
15.0R 9.73 fc	43.5 ft 40.5 ft

Vert. Spread: 110.9°  
Horiz. Spread: 106.9°

PACKAGE

Master: 10pcs  
for 15W



Master: 5pc  
for 30W and 50W

