

Project	
Schedule	Date
Notes	

DESCRIPTION

naturaLED® Troffer is the perfect solution for your interior lighting needs. This DLC Premium Troffer is available in 2'x2' and 2'x4' dimensions for TBar/Grid ceilings. Available options include Emergency LED Driver and Microwave Motion Sensor. This is a lightweight fixture with a bug-free lens design and produces up to 5,850 lumens with excellent light distribution and color consistency.



Emergency Driver
Indicator Light Access
Sealed lens for bug free
design



(Optional)
Enclosed Driver
Compartment for
EM driver and/or
Microwave Sensor Install



FEATURES

- DLC Premium
- Suitable for Damp Location
- Easy installation for retrofit replacement
- Material: Steel and PC lens
- Available in 2' or 4' length
- Input line voltage: 120-277V
- Power Factor: >0.9
- Dimmable: 0-10V
- Beam Angle: 120°
- CRI: 80
- Input Current: 0.21A
- THD < 20
- Surge Protect level: 2.5K
- Operating temperature: -4°F - 104°F

ACCESSORIES

Emergency Air Craft Cable



Emergency LED Driver



Multi-Function Microwave Motion Sensor



Flange Mounted Kit



APPLICATIONS

- Conference/ Meeting Rooms
- Factories
- Offices
- Schools
- Hospitals

WARRANTY

- 5 Year Warranty

Ordering Information		EXAMPLE: LED-FXTF20/2x2/835G1			
LED	FX	TF	20	2x2	835
LED	Category FX Fixture	Series TF Troffer	Wattage 20 20W	Size/ Lens 2x2 2 ft x 2 ft	CCT 835 3500K

ORDERING

*P= Premium DLC / *S = Standard DLC

Watts (W)	Ordering Code	Description	Color Temp (K)	Lumens (lm)	Equiv. Wattage (W)	Size	Voltage (V)	Rated Hrs	DAMP LOCATION	DLC (S/P)
20	9235	LED-FXTF20/2x2/835G1	3500K	2,540	Replaces 2 2ft FL T8	2'x2'	120-277	50,000	•	P
20	9236	LED-FXTF20/2x2/840G1	4000K	2,600	Replaces 2 2ft FL T8	2'x2'	120-277	50,000	•	P
20	9237	LED-FXTF20/2x2/850G1	5000K	2,600	Replaces 2 2ft FL T8	2'x2'	120-277	50,000	•	P
30	9238	LED-FXTF30/2x4/835G1	3500K	3,810	Replaces 3 4ft FL T8	2'x4'	120-277	50,000	•	P
30	9239	LED-FXTF30/2x4/840G1	4000K	3,900	Replaces 3 4ft FL T8	2'x4'	120-277	50,000	•	P
30	9240	LED-FXTF30/2x4/850G1	5000K	3,900	Replaces 3 4ft FL T8	2'x4'	120-277	50,000	•	P
45	9241	LED-FXTF45/2x4/835G1	3500K	5,715	Replaces 4 4ft FL T8	2'x4'	120-277	50,000	•	P
45	9242	LED-FXTF45/2x4/840G1	4000K	5,850	Replaces 4 4ft FL T8	2'x4'	120-277	50,000	•	P
45	9243	LED-FXTF45/2x4/850G1	5000K	5,850	Replaces 4 4ft FL T8	2'x4'	120-277	50,000	•	P

MOUNTING / ACCESSORIES

SOLD SEPARATELY


Cable

- P10147 MT-ACC-4FT
- P10144 MT-ACC-10FT



Emergency Driver Kit

- K7334225 FXTF-BAEM-MT
(Kit: Emergency Driver with mounting plate for troffer)



Multi-Function Microwave Motion Sensor Kit

- K225091 PLT/FXTF/MC05
(Kit: Motion Sensor with mounting plate for troffer)



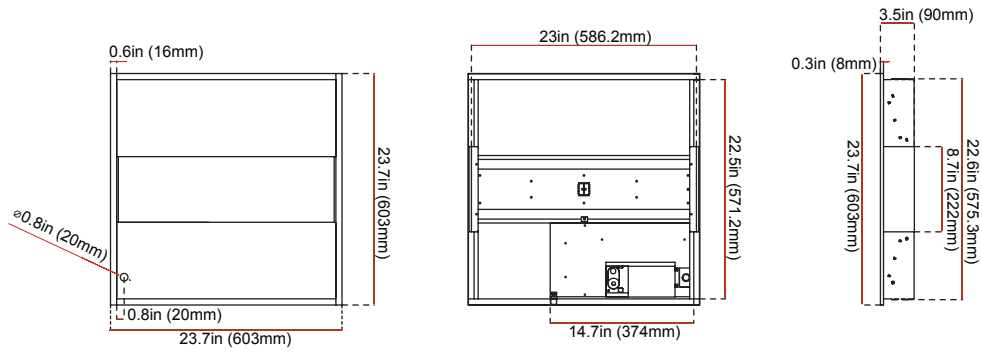
Flange Mounted Kit

- P10228 MT-2x2FMBOX
- P10229 MT-2x4FMBOX

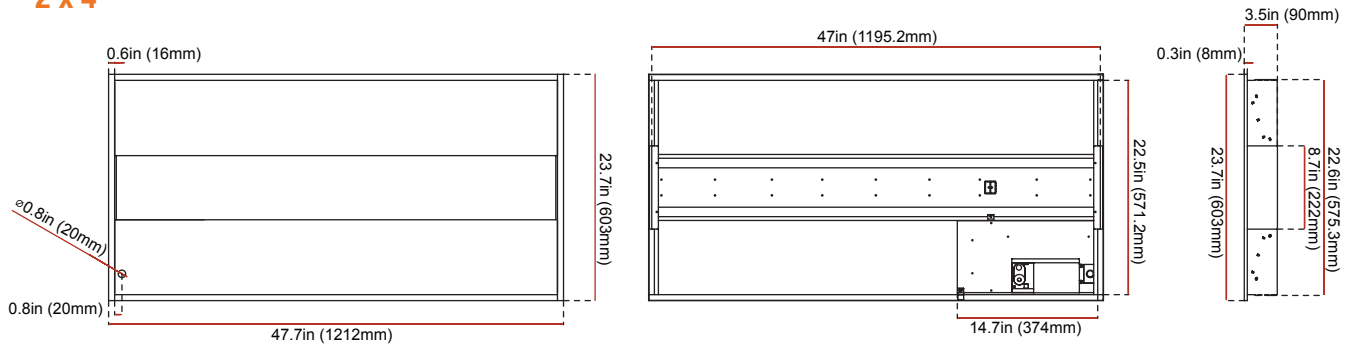


SPECIFICATIONS

2'x 2'

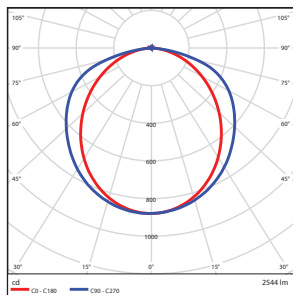


2'x 4'



PHOTOMETRICS CHART

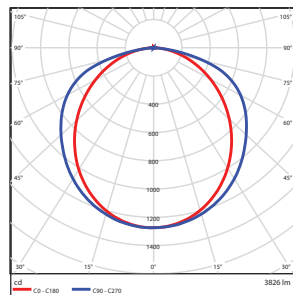
20 Watt (2'x2')



Center Beam fc	Beam Width		
5.0R	35.2 fc	12.4 ft	20.8 ft
10.0R	8.79 fc	24.7 ft	41.6 ft
15.0R	3.91 fc	37.1 ft	62.4 ft
20.0R	2.20 fc	49.5 ft	83.2 ft
25.0R	1.41 fc	61.8 ft	104.0 ft
30.0R	0.98 fc	74.2 ft	124.8 ft

Vert. Spread: 102.1°
Horiz. Spread: 128.6°

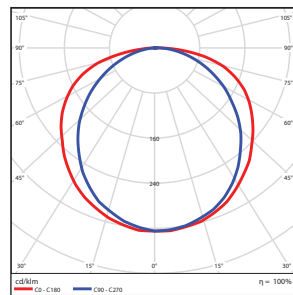
30 Watt (2'x4')



Center Beam fc	Beam Width		
5.0R	50.9 fc	13.0 ft	21.3 ft
10.0R	12.7 fc	25.9 ft	42.7 ft
15.0R	5.66 fc	38.9 ft	64.0 ft
20.0R	3.18 fc	51.9 ft	85.3 ft
25.0R	2.04 fc	64.8 ft	106.7 ft
30.0R	1.41 fc	77.8 ft	128.0 ft

Vert. Spread: 104.7°
Horiz. Spread: 129.8°

45 Watt (2'x4')



Center Beam fc	Beam Width		
5.0R	81.1 fc	22.5 ft	13.5 ft
10.0R	20.3 fc	45.0 ft	27.0 ft
15.0R	9.01 fc	67.5 ft	40.5 ft
20.0R	5.07 fc	90.0 ft	54.0 ft
25.0R	3.24 fc	112.5 ft	67.4 ft
30.0R	2.25 fc	135.0 ft	80.9 ft

Vert. Spread: 132.1°
Horiz. Spread: 106.9°

PACKAGE

Master Pack: 1

