

Project _____
 Schedule _____ Date _____
 Notes _____

DESCRIPTION

naturaLED® Corn lamps are an easy LED replacement for HID and CFL lamps. These lamps have an integrated driver, dissipate heat (without the use of a fan) with extended aluminum heatsink. Available in E26 and EX39 base, with wattage options ranging from 16W, 36W, 54W, and 100W.


naturaLED® Corn lamps feature a high lumen output and are perfect solutions for industrial, commercial & residential applications.



FEATURES

- DLC Qualified
- IP63 Rated
- UL/cUL Listed
- Integrated Ballast (By-pass)
- Universal position
- Enclosed fixture rated up to 54 or 100W
- Suitable for enclosed fixtures
- Contains no mercury or lead
- Noise-free design
- Surge protect level: 6KV
- Voltage: 120-277V
- Power factor > 0.9
- Beam angle: 360°
- Operating temperature: -4°F ~ 122°F
- Rated 50,000 hours average life

DIRECT REPLACEMENT




APPLICATIONS

- High Bay Lamp
- Ceiling Lamp
- Garden Lamp
- Commercial Building
- Parking Garage
- Post Top

WARRANTY

- 5 Year Warranty

BASE TYPE



Ordering Information		EXAMPLE: LED16HID/E26/190L/830			
LED	16	HID	E26	190L	830
	Wattage	Style	Base	Lumens	Color Temp
LED	16 16-Watts	HID Retrofit Integrated Ballast	E26 Medium Screw	190 1,900 lm	8 CRI 80 30 3000K

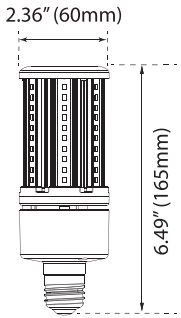
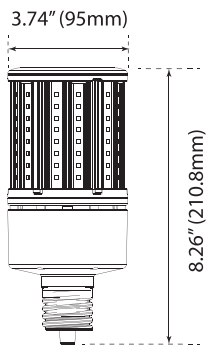
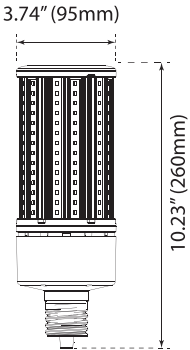

ORDERING

*P= Premium DLC / *S = Standard DLC

Watts (W)	Ordering Code	Description	Color Temp (K)	Lumens (lm)	Equiv. Wattage (W)	Base	Voltage	Beam Anglet	Rated Hrs	IP63	DLC (S/P)
16	4540*	LED16HID/E26/190L/830	3000K	1,900	50-100W	E26	120-277	360°	50,000	•	-
16	4541*	LED16HID/E26/190L/850	5000K	1,900	50-100W	E26	120-277	360°	50,000	•	-
36	4542*	LED36HID/EX39/430L/850	5000K	4,228	200W	EX39	120-277	360°	50,000	•	S
54	4543*	LED54HID/EX39/620L/850	5000K	6,273	100-250W	EX39	120-277	360°	50,000	•	S
95	4544*	LED100HID/EX39/1100L/850	5000K	11,059	200-400W	EX39	120-277	360°	50,000	•	S

*Limited Qty

SPECIFICATIONS

<p>16W-E26</p> <p>Weight: 0.71-lbs</p> 	<p>36W-EX39</p> <p>Weight: 2.01-lbs</p> 
<p>54W-EX39</p> <p>Weight: 2.65-lbs</p> 	<p>100W-EX39</p> <p>Weight: 2.35-lbs</p> 

PACKAGE

