

NDSC

Decolome 12V/24V Low Voltage Linear Lighting System

LAMP WATTAGE

- 5VA 12V Festoon Incandescent
- 10VA 12V Festoon Incandescent
- 3VA 24V Festoon Xelogen
- 5VA 24V Festoon Xelogen
- 10VA 12V Festoon Xelogen
- 10VA 24V Festoon Xelogen
- 20MR11 20VA 12V MR11 Halogen
- 20MR11 20VA 24V MR11 Halogen
- 35MR11 35VA 12V MR11 Halogen

DESCRIPTION

Low voltage, 12V or 24V, linear lighting system with festoon sockets spaced at regular intervals. Preset spacing as close as 3", with 2" or other custom spacings available for special applications (consult factory). System allows use with double-ended festoon incandescent or xelogen, or MR11 halogen light sources.

APPLICATIONS

- Indoor, Dry Location Only

FEATURES

- Heavy duty vinyl insulator
- Injection molded socket enclosures, connectors, and components
- UL Listed
- Optional reflectors
- 3500 - 10,000 hour lamp life
- Easy and secure electrical connections

CABLE

- Solid core .20 vinyl construction
- Dual 10G 30A stranded cable
- .06 Injection molded socket housings, regular or custom spacing

SOCKETS

- .03 Stainless steel dual ended festoon sockets
- Solid core triangular polycarbonate component housing stainless steel bi-pin socket for MR11 lamps, with .35 solid steel electrical connections to snap into existing festoon sockets.

ELECTRICAL

- Source: Replaceable T3-1/4 festoon or MR11
- Lamp Spacing: preset or custom
- Input Voltage: 120V
- Maximum Load: 25A
 - 12V: 276VA*
 - 24V: 552VA*
- Maximum Distance: Obtain by calculating wattage per foot. Examples:
 - 35MR11 12V 4" o/c = 105VA/ft divided into 276 = 2.6'
 - 5VA 24V Xelogen 3" o/c = 20VA/ft divided into 552 = 27.6'
- Estimated Life: MR11: 3,500 hours
Festoon: 10,000 hours

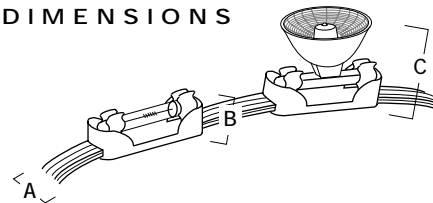
* Actual wattage calculated at 23A to prevent accidental breaker activation.

PRODUCT MATRIX

Catalog #
Socket Spacing



NDSC-3	3"/76mm
NDSC-4	4"/102mm
NDSC-6	6"/152mm
NDSC-8	7-7/8"/200cm
NDSC-20	19-5/8"/50cm
NDSC-30	29-1/2"/75cm
NDSC-BC	Custom

DIMENSIONS



NDSC

A: Width	3/4"	(19 mm)
B: Height (Festoon)	1"	(26 mm)
C: Height (MR11)	2-1/8"	(54 mm)



Transformer	Input Volts	Output Volts	Low Voltage 25A Breakers	Direct Sun	Spike/Brownout/ Surge Protected	Mounting Distance	Dimmable	UL Recognized (UR)	UL Listed
NET-150	120	12	N/A	No	No	3'	Yes	Yes	No
NMT-300/12SP	120	12	1	Yes	Yes	50'	Yes	Yes	Yes
NMT-300/24SP	120	24	1	Yes	Yes	50'	Yes	Yes	Yes
NMT-600/12SP	120	12	2	Yes	Yes	50'	Yes	Yes	Yes
NMT-600/24SP	120	24	1	Yes	Yes	50'	Yes	Yes	Yes
NMT-1200/12SP	120	12	4	Yes	Yes	50'	Yes	Yes	Yes
NMT-1200/24SP	120	24	2	Yes	Yes	50'	Yes	Yes	Yes

TRANSFORMER

Nora Lighting offers a number of solutions for supplying low voltage power to Decolome.

Electronic: Strictly for short lengths common to book case or under cabinet applications. The NET-150 12V-only electronic unit must be mounted within 3' of a Decolome lighting product. Some form of spike or surge protection is also recommended for this transformer. It may be dimmed with a high quality incandescent dimming control, or an electronic, low voltage rated dimmer. The NET-150 is UL Recognized (UR), so some locations might require an enclosure to be provided

Magnetic: For short to long runs, Nora offers its new "NMT" 12 or 24 volt high-saturation core magnetic transformers. Units may be mounted as far as 50' away

from the Decolome product, and can be dimmed with a magnetic low voltage dimming control. These units will also withstand direct sunlight, spikes, surges, and any other electrical or temperature irregularity. Secondary voltage fusing limited to 25A brings the transformer and Decolome product within total NEC compliance for low voltage lighting. All NMT transformers are fully UL Listed.

INSTALLATION

NDSC installs easily via NDSA-3 mounting clips (see accessories) or simple insulated staples. Product may also be installed in a pre-cut groove in building or architectural material surface. Note that .7" (17.54mm) is required for end power feed outer width.

NDSC

Decolume 12V/24V Low Voltage Linear Lighting System

UL LISTED

UL Listed, Indoor Dry Locations only.

DECOLUME COMPONENTS

- | | |
|--|---|
| <ol style="list-style-type: none"> 1. MR11 Lamp SocketNDSA-1 2. Terminal Block.....NDSA-2 3. Mounting Clip.....NDSA-3 4. Festoon Incandescent Lamp 5W/12VNDSL-5 5. Festoon Xelogen Lamp 5W/12VNDSL-5X 6. Festoon Xelogen Lamp 3W/24V.....NDSL-3X/24 7. Festoon Xelogen Lamp 5W/24V.....NDSL-5X/24 8. Festoon Incandescent Lamp 10W/12V.....NDSL-10 | <ol style="list-style-type: none"> 9. Festoon Xelogen Lamp 10W/12VNDSL-10X 10. Festoon Xelogen Lamp 10W/24VNDSL-10X/24 11. MR11 Halogen Lamp 20W/12VNDSL-20 12. MR11 Halogen Lamp 20W/24VNDSL-20/24 13. MR11 Halogen Lamp 35W/12VNDSL-35 14. End CapNDSA-7 15. ReflectorNDSA-8 16. Cross ConnectorNDSA-9 17. Mounting Adhesive PadNDSA-10 18. Two Piece Lamp Holder KitNDSK-LH 19. 10G 30A Decolume CableNDSC-BC 20. 6' Decolume Channel (not pictured).....NDSC-11 |
|--|---|

DECOLUME MAXIMUM LENGTHS

Per Feed (NDSA-2)*

Based on 25A** maximum load:

Spacing in inches	Voltage							
	12V (300** Watts)				24V (600** Watts)			
	5W Festoon	10W Festoon	20W MR11	35W MR11	5W Festoon	10W Festoon	20W MR11	35W MR11
2	9'	4'6"	2	1'6"	18'	9'	4'	3'
3	14'	7'	3'6"	2'	28'	14'	7'	4'
4	18'6"	9'	4'6"	2'6"	37'	18'	9'	5'
6	27'6"	14'	7'	4'	55'	28'	14'	8'
8	37'	18'6"	9'	5'	74'	37'	18'	10'
12	55'	27'6"	14'	8'	110'	55'	28'	16'

* Note that larger transformers can accommodate more than one feed. For example, Decolume with 12V 5W lamps 3" on center can run a maximum of 14' on one feed, fed from a 300W transformer. However, a 1200W transformer could accept up to four 14' runs, for a total of 56'. However, each 14' run would have to be homerun back to the transformer.

56' continuous would be prohibited in this case due to overheating the wire with 93A, where the wire is rated only for 25A maximum. For this reason, Nora transformers have the low voltage output divided into 25A outlets as a safety feature.

Using the larger transformer would allow 4 runs in different areas to be powered from the same source, or for a continuous run, the installer would provide lead wiring to run parallel to the lighting so the four runs could be placed in consecutive order.

** Footage is actually based on 23.5A - 276W at 12V; 552W - 24V to avoid accidental breaker activation in the event of voltage variations or minor spikes.