

NMRTL

LED Trimless Multiple Lighting Housing (LED module(s) required)

Source: 30W LED

2100lm per module (ordered separately)

Type

Project

Catalog No.

Notes

PRODUCT DESCRIPTION

Multi-LED functionality and architectural aesthetics define LED Trimless Multiple Lighting System. This recessed family of fixtures are available in one to three LED linear configurations, must specify LED modules separately. These LED trimless units can be installed in new or remodel construction with drywall ceilings. The finished look blends with the ceiling line with no visible flange. Accessories include a frame for new construction rough-in and a flange kit for application where trimless does not work.

CONSTRUCTION

Housing: 0.05" galvanized steel with ventilation openings for proper heat dissipation. A separate driver compartment with eight 1/2" knockouts for in and out wiring. Housing includes adjustable brackets for various ceiling depths and separate mud ring for finishing.

Minimum Clearance: Requires a minimum clearance of 3" from thermal insulation and 1/2" from any adjacent building components.

LED Module(s) (Ordered Separately): Each driver includes a quick connect that easily attaches to quick connect from the LED module. Drivers can be supplied with a single supply or individual supply line for independent control. Lamp holders simply twist and lock into housing, and specified in black or white.

Thermal Protector: Standard UL thermal protection provided to guard against overheating and misuse of insulation over and around fixture. Vent holes in housing allow greater airflow.

ELECTRICAL

Input Voltage: 120-277V

Lumen / Wattage: 2100lm / 30W each module (ordered separately)

Operating Temp.: 0°-45°C max. ambient temp.

Dimming: 0-10V

COMPATIBLE LED MODULE

Catalog No.	Description
NMRT-652TL	LED Trimless Module

OPTIONAL ACCESSORIES

Multiple lighting housings can be converted to new construction installations or flanged units with accessories.

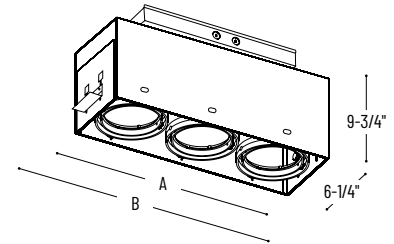
Catalog No.	Description
NMRTL-F1	(1) Head frame-in for new construction installation
NMRTL-F2	(2) Head frame-in for new construction installation
NMRTL-F3	(3) Head frame-in for new construction installation
NMRTL-1FK(B,W)	(1) Head flange kit (Black or White finish)
NMRTL-2FK(B,W)	(2) Head flange kit (Black or White finish)
NMRTL-3FK(B,W)	(3) Head flange kit (Black or White finish)

LABELS AND LISTINGS

- cULus Listed for Damp Locations
- ENERGY STAR® Certified
- 5-Year Limited Warranty



PRODUCT IMAGES AND DIMENSIONS



Dimensions	Length (A)	Length w/ Bracket (B)	Ceiling Cut-Out
1 Head	6-1/4"	9-3/4"	6-1/4" x 6-1/4"
2 Head	12-1/4"	15"	12-1/4" x 6-1/4"
3 Head	18-1/2"	21"	18-1/2" x 6-1/4"



Mud Plate (included)



Flange Kit (optional)



Frame-In for New Construction (optional)

Trimless Multiple Lighting Housing - Requires NMRT-652TL LED Module(s)

Series	Light Source	# of Rows	# of Heads	Input Voltage	Lumen / Wattage Per Head	Finish
NMRTL	G = LED	-1 = 1 Row	<ul style="list-style-type: none"> ■ 1 = 1 Head ■ 2 = 2 Heads ■ 3 = 3 Heads 	D6 = 120-277V	L19 = 2100lm / 30W	<ul style="list-style-type: none"> B = Black W = White

Optional Accessories

Description
NMRTL-F1 = 1-Head Frame-In for New Construction
NMRTL-F2 = 2-Head Frame-In for New Construction
NMRTL-F3 = 3-Head Frame-In for New Construction
NMRTL-1FKB = 1-Head Flange Kit, Black
NMRTL-1FKW = 1-Head Flange Kit, White
NMRTL-2FKB = 2-Head Flange Kit, Black
NMRTL-2FKW = 2-Head Flange Kit, White
NMRTL-3FKB = 3-Head Flange Kit, Black
NMRTL-3FKW = 3-Head Flange Kit, White

Example: NMRTL-13D6L19B - Trimless Multiple (3) Head Housing, 120-277V input, Black finish

NMRT-652TL

LED Trimless Multiple Lighting System Module (Housing required)

Source: 30W LED

2100lm per module

Type _____

Project _____

Catalog No. _____

Notes _____

PRODUCT DESCRIPTION

LED Module installation for NMRTL LED Trimless Multiple Lighting System. Each module can be specified with a spot or flood beam spread and is available in various kelvin temperatures. Deep set optics for visual comfort.

CONSTRUCTION

Die-cast aluminum reflector available in white or black finish. The COB LED can be specified with a spot or flood optic.

Installation: Each module includes a quick connect that easily attaches to quick connect from the wiring compartment on the housing. Quick connects can be supplied with a single supply or individual supply line for independent control. The modules twist and lock into the gimbal rings found in the NMRTL housings.

ELECTRICAL

Input Voltage: 48V

Lumens / Wattage: 2100lm / 30W

Color Temperature: 2700K, 3000K, 3500K and 4000K

CRI: 90+

Life Expectancy: 50,000 hours

Operating Temp.: 0°-45°C max. ambient temp.

Dimming: Specified by housing

COMPATIBLE HOUSINGS

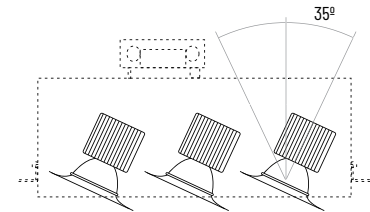
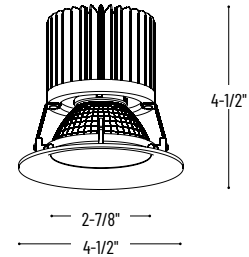
Catalog No.	Description
NMRTL-11	(1) Head LED Housing
NMRTL-12	(2) Head LED Housing
NMRTL-13	(3) Head LED Housing

LABELS AND LISTINGS

- cULus Listed
- ENERGY STAR certified
- 5 Year Limited Warranty



PRODUCT IMAGES AND DIMENSIONS



2100lm LED Module for Trimless Multiple Lighting Housings - Requires NMRTL Housing

Lumens / Wattage	Color Temperature	Beam Spread	Finish
NMRT-652TL = 2100lm / 30W	27 = 2700K	(blank) = 40° flood	BLK = Black
	30 = 3000K	S = 15° spot	WH = White
	35 = 3500K		
	40 = 4000K		

Example: NMRT-652TL27WH = 2100lm LED Module, 40° Flood Beam Spread, 2700K, White finish

NMRT-652TL

LED Trimless Multiple Lighting System Module
Photometrics

Type _____

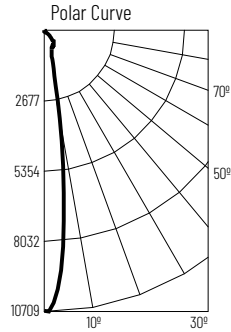
Project _____

Catalog No. _____

Notes _____

Test Information

Test Number: NTM1004
Part Number: NMRT-652TSL30WH
Beam Spread: Spot
Lumens: 2089lm
Wattage: 28.4W
Efficacy: 73lpw
CCT / CRI: 3000K / 90 CRI
Spacing Criteria (0°-180): 0.28
Spacing Criteria (90°-270): 0.28



Illuminance at a Distance

Distance from Luminaire	FC at Nadir	Beam Diameter
4'	667fc	1'-1"
6'	297fc	1'-8"
8'	167fc	2'-4"
10'	107fc	2'-10"
12'	74.1fc	3'-5"

Zonal Lumen Summary

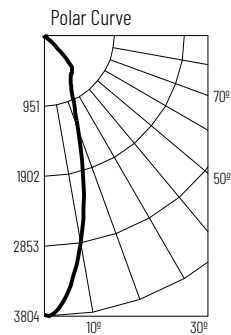
Zone	Lumens	% Luminaire
0-30	1364	65.3
0-40	1762	84.4
0-60	2043	97.8
0-90	2065	98.8
90-180	25	1.2
0-180	2089	100

Candela Table

Vertical Angles	Candela
0	10675
5	8252
15	1293
25	709
35	643
45	331

Test Information

Test Number: NTM1005
Part Number: NMRT-652TL30WH
Beam Spread: Flood
Lumens: 2048lm
Wattage: 28.9W
Efficacy: 71lpw
CCT / CRI: 3000K / 90 CRI
Spacing Criteria (0°-180): 0.54
Spacing Criteria (90°-270): 0.54



Illuminance at a Distance

Distance from Luminaire	FC at Nadir	Beam Diameter
4'	237fc	2'-4"
6'	105fc	3'-5"
8'	59.2fc	4'-7"
10'	37.9fc	5'-8"
12'	26.3fc	6'-11"

Zonal Lumen Summary

Zone	Lumens	% Luminaire
0-30	1301	63.5
0-40	1701	83.1
0-60	2011	98.2
0-90	2038	99.5
90-180	9	0.5
0-180	2048	100

Candela Table

Vertical Angles	Candela
0	3788
5	3497
15	2035
25	910
35	635
45	385