

LED Wall Packs

MODEL WP40-3CCT+W | WP100-3CCT+W



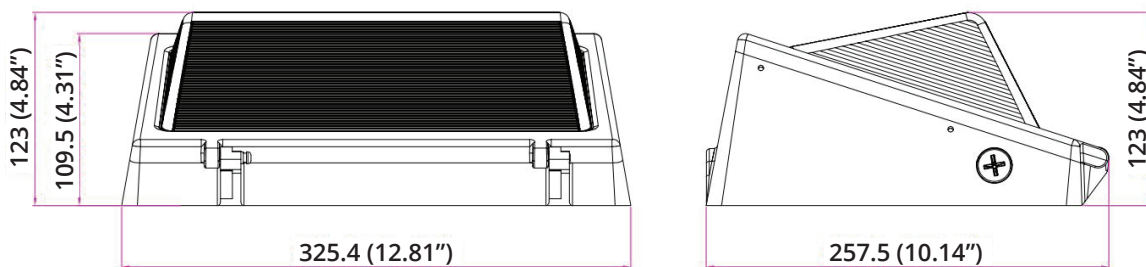
HIGHLIGHTS

- Commercial or residential grade LED Traditional Wall Packs with glass cover available in 60W, 80W, and 100W
- Dustproof — the wall pack is sealed by silicon ring that can avoid dust completely
- Internal level ensures that the installation is horizontal
- Waterproof breathable technology to maintain stable atmospheric pressure
- Using an isolated, 0-10V dimmable
- Suitable for wet location
- Five years warranty

SPECIFICATIONS

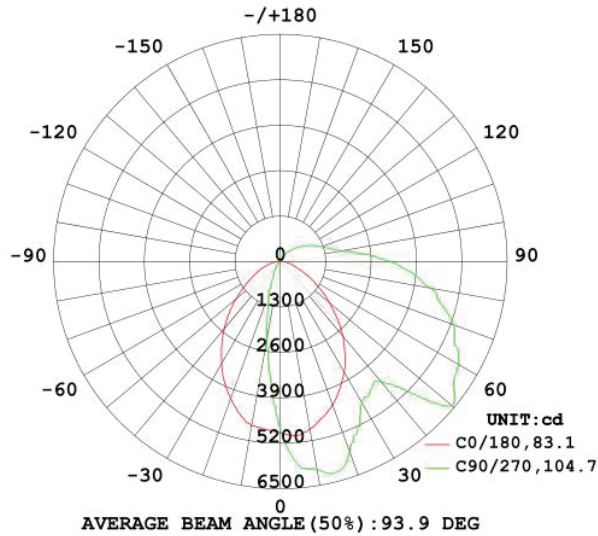
Model	WP40-3CCT+W	WP100-3CCT+W
Wattage	20W / 30W / 40W	60W / 80W / 100W
Voltage	AC120-347V	
Dimmable	Yes	
Application	Warehouses / Residential spaces / Industrial spaces, etc.	
Lifetime	≥50000 hours	
Lighting Efficiency	>135lm/W	
CRI	Ra>70	
Location	Wet Location	
Beam Angle	70°x110° - different direction has different beam angle	
Colour Temp.	3000K (Warm White) / 4000K (Natural White) / 5000K (Cool White)	
Operating Temp.	-40°C~45°C	

DIMENSIONS



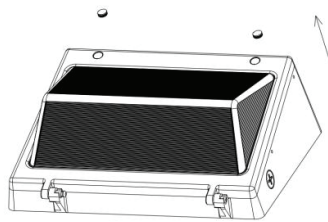
TESTING REPORT

LUMINOUS INTENSITY DISTRIBUTION DIAGRAM

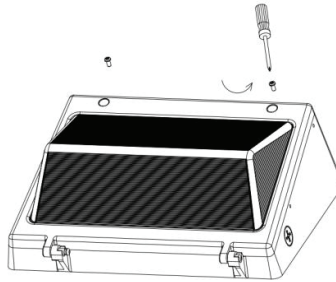


INSTALLATION

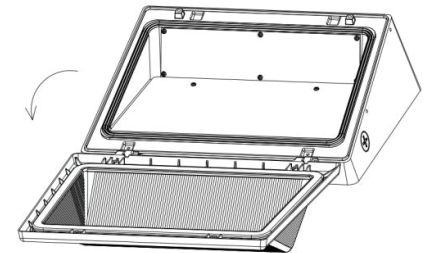
1. Remove the rubber plug.



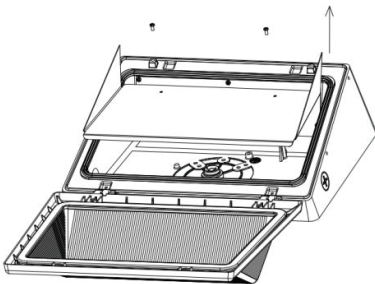
2. Remove the screws from the top cover.



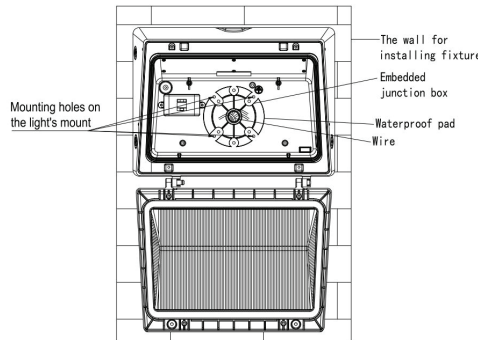
3. Open the lid.



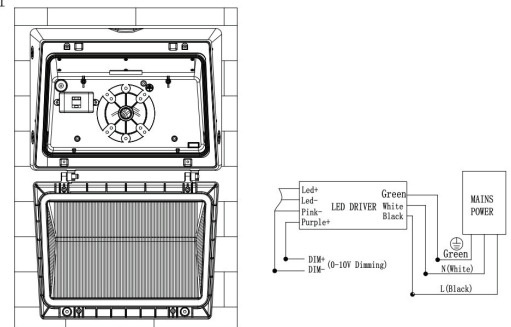
4. Remove the reflector.



5. Fixed according to traditional installation method.



6. Connect the mains supply to the drive harness as shown in the figure, Adjust the CCT and power to the required gear



LED Wall Packs

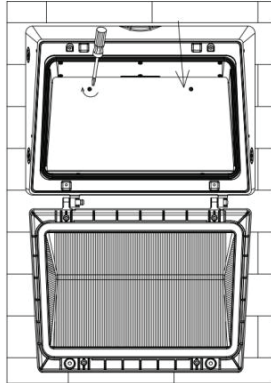
MODEL WP40-3CCT+W | WP100-3CCT+W



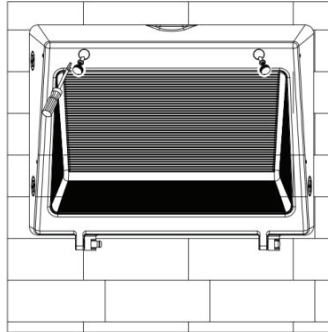
Product Specification Sheet

INSTALLATION

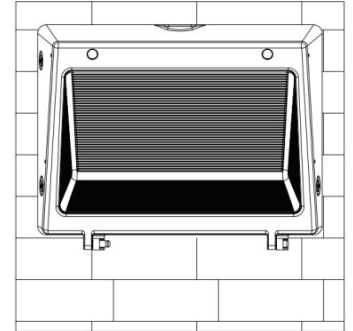
7. Installing the reflector.



8. Install the cap screws and rubber plugs.



9. Installation completed.



APPLICATIONS



Reference	QTY.	Remarks	Project:
			Location:
			Architect:
			Engineer:
			Contractor:
			Submitted by:
			Date:

ORTECH reserves the right to modify at any time, without notice, any or all of our product's features, designs, components and specifications to meet market changes.