

Model #	
Type	
Project	
Date	


# HBV1-SERIES MONOPOINT HIGH BAY

The HBV1-Series is a monopoint high bay offering that combines performance and price to give you the best of both worlds. With an efficacy of up to 150 lm/W and four impressive lumen packages, they are the perfect choice for applications where an economical solution is required.



## HIGHLIGHTS

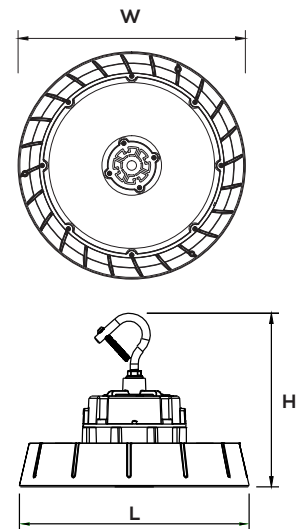
- DLC Premium listed
- Up to 150 lm/W
- 80+ CRI
- Available in both 100-277V or 120-347V with 0-10V dimming
- Includes an hook mount and 6.5-foot (2m) cord for easy installation
- IP65 rated for protection against water jet spray
- Four impressive lumen packages: 14,000 lumens (100W), 21,000 lumens (150W), 29,000 lumens (200W) and 35,000 lumens (240W)
- Aluminum and Prismatic 90° Reflectors available as additional accessories



## APPLICATIONS

Designed for commercial, corridor, garage, gymnasium, industrial, manufacturing, office, retail and warehouse applications.

DIMENSIONS				
VOLTAGE (V)	WATTAGE (W)	Ø (inches/mm)	H (inches/mm)	WEIGHT (kg/lbs)
100-277	100	11 13/32" (290mm)	7 9/16" (192mm)	3.8kg / 8.4lbs
	150			3.7kg / 8.2lbs
	200	13 25/32" (350mm)	8 1/4" (210mm)	4.9kg / 10.8lbs
	240			4.9kg / 10.8lbs
120-347	100	11 13/32" (290mm)	7 9/16" (192mm)	4.2kg / 9.2lbs
	150			3.9kg / 8.6lbs
	200	13 25/32" (350mm)	8 1/4" (210mm)	5.2kg / 11.5lbs
	240			5.9kg / 13.0lbs



## ORDERING GUIDE

SERIES	-	POWER (W)	CCT	-	VOLTAGE
HBV1	-	100: 100W 150: 150W 200: 200W 240: 240W	4: 4000K 5: 5000K	-	1: 120-277V 3: 120-347V
MODEL SELECTION					
SERIES	-	POWER (W)	CCT	-	VOLTAGE
HBV1	-	150	4	-	1

**EXAMPLE: HBV1-1504-1**

## PRODUCT FEATURES

### CONSTRUCTION

- Matte black die cast aluminum
- 6.5-foot (2m) black 18/3 power cord and black 22/2 dimming cord
- Polycarbonate lens

### INSTALLATION

- Mounting hook included
- Pre-installed 6.5' (2m) power and dimming cord

### ELECTRICAL

- "-1" models designed to operate between 100-277V
- "-3" models designed to operate between 120-347V
- LED drivers in all models have 4kV inherent surge protection
- Power Factor >0.9
- THD <20%
- 0-10V dimming, dim to 1%

### LISTINGS & RATINGS

- cETLus E473127
- DLC Premium
- Wet location
- ROHS compliant
- IP65 rated
- IK10 rated
- Listed for use in:
  - 100W: -40°C to 55°C (-40°F to 131°F)
  - 150/200W/240W: -40°C to 50°C (-40°F to 122°F)

### RATED LIFE & WARRANTY

- LED system: >54,000 hours at L70
- 10 year warranty (visit [premiseled.com/warranty/](http://premiseled.com/warranty/))

## ORDERING INFORMATION

INPUT VOLTAGE	POWER (W)	CCT (K)	MODEL NUMBER	DELIVERED LUMENS (LM)	EFFICACY (lm/W)	DLC NUMBER
100-277V	100W	4K	HBV1-1004-1	14,331 lm	143 lm/W	PLDPRXPX05HS
		5K	HBV1-1005-1	14,539 lm	145 lm/W	PL3G5X089T4N
	150W	4K	HBV1-1504-1	21,791 lm	145 lm/W	PLMVJLH00JUE
		5K	HBV1-1505-1	22,030 lm	147 lm/W	PL3PD23SULV5
	200W	4K	HBV1-2004-1	29,500 lm	147 lm/W	PL2GELQP4PB8
		5K	HBV1-2005-1	29,912 lm	150 lm/W	PLFOVDM7LFCG
240W	4K	HBV1-2404-1	34,986 lm	146 lm/W	PL9D42SYWGYW	
	5K	HBV1-2405-1	35,487 lm	148 lm/W	PLG7ET9WUL2N	
120-347V	100W	4K	HBV1-1004-3	14,953 lm	145 lm/W	PLU63P2WZLFF
		5K	HBV1-1005-3	15,169 lm	147 lm/W	PLXG6HFXSGDT
	150W	4K	HBV1-1504-3	22,089 lm	144 lm/W	PLTQF92LOMTO
		5K	HBV1-1505-3	22,332 lm	146 lm/W	PLX3FHID71KR
	200W	4K	HBV1-2004-3	29,749 lm	145 lm/W	PLLQFORVSMMA
		5K	HBV1-2005-3	30,119 lm	147 lm/W	PL2K3AQFR0EO
240W	4K	HBV1-2404-3	35,864 lm	145 lm/W	PLBIDH73NHVP	
	5K	HBV1-2405-3	36,295 lm	146 lm/W	PLW2M9TJ8EKP	






Specifications and dimensions subject to change without notice.

3401 ENTERPRISE PARKWAY  
BEACHWOOD, OH USA 44122

80-86 CARRIER DRIVE  
TORONTO, ON CANADA M9W 5R1

## OPTIONAL ACCESSORIES

### MOUNTING ACCESSORIES

IMAGE	DESCRIPTION	MODEL NUMBER
	90 degree reflector for HBV1-series 100-150W models	HBV-REF1-AL-90
	90 degree reflector for HBV1-series 200-240W models	HBV-REF2-AL-90
	90 degree prismatic reflector for HBV1-series 100-150W models	HBV-REF1-PC-90
	90 degree prismatic reflector for HBV1-series 200W-240W models	HBV-REF2-PC-90
	Carabiner for HBV1 High Bays	HB-CARABINER

### PACKING INFORMATION

MODEL	CASE QUANTITY	PALLET QUANTITY
100W	CASE OF 1	75
150W	CASE OF 1	75
200W	CASE OF 1	51
240W	CASE OF 1	51

ELECTRICAL INFORMATION									
INPUT VOLTAGE	POWER (W)	APPARENT POWER (VA)	SYSTEM WATTAGE (W)	CURRENT DRAW AT 120V <sub>ac</sub>	CURRENT DRAW AT 208V <sub>ac</sub>	CURRENT DRAW AT 240V <sub>ac</sub>	CURRENT DRAW AT 277V <sub>ac</sub>	CURRENT DRAW AT 347V <sub>ac</sub>	CURRENT DRAW AT 480V <sub>ac</sub>
100-277V	100W	103.8VA	99.9W	0.863A	0.493A	0.436A	0.392A	-	-
	150W	154.3VA	149.5W	1.284A	0.728A	0.636A	0.551A	-	-
	200W	201.6VA	199.3W	1.680A	0.963A	0.840A	0.733A	-	-
	240W	242.6VA	238.4W	2.019A	1.136A	0.989A	0.872A	-	-
120-347V	100W	100.4VA	102.8W	0.872A	0.491A	0.427A	0.368A	0.305A	-
	150W	155.2VA	152.3W	1.290A	0.725A	0.631A	0.547A	0.450A	-
	200W	205.2VA	203.8W	1.710A	0.960A	0.824A	0.711A	0.581A	-
	240W	232.7VA	246.8W	2.058A	1.177A	0.981A	0.859A	0.710A	-
INPUT VOLTAGE	WATTAGE (W)		INRUSH CURRENT (A)		DRIVER SURGE PROTECTION				
100-277V	100W		<60A @ 120V, <100A @ 277V		4KV				
	150W								
	200W		<60A @ 120V, <130A @ 277V						
	240W								
120-347V	100W		<80A @ 120V, <120A @ 347V						
	150W		<50A @ 277V, <100A @ 347V						
	200W		<50A @ 277V, <100A @ 347V						
	240W		<60A @ 277V, <100A @ 347V						

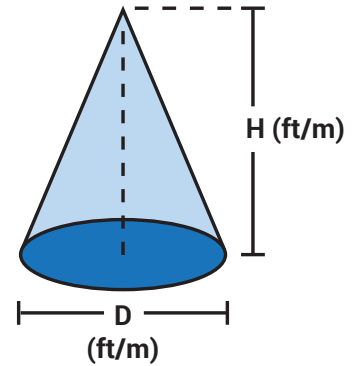
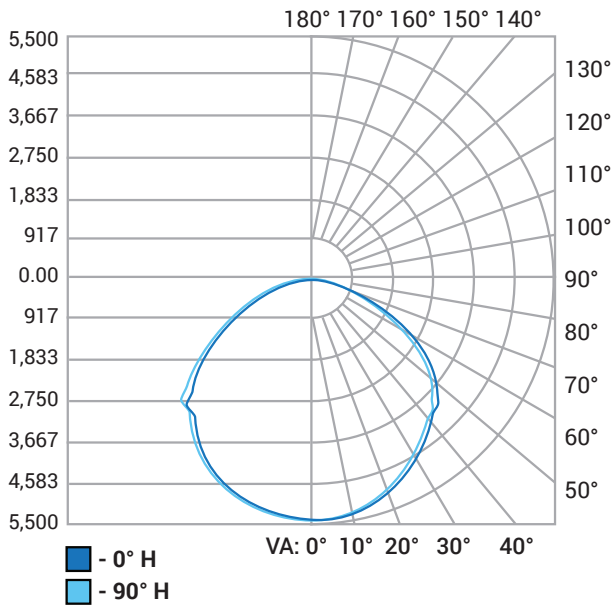
## PHOTOMETRIC INFORMATION

### POLAR CANDELA DISTRIBUTION

### ILLUMINANCE AT A DISTANCE

WATTAGE  
**100W**

VOLTAGE  
**100-277V**



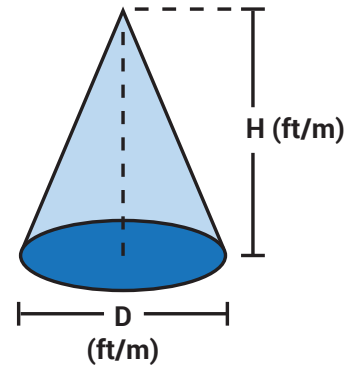
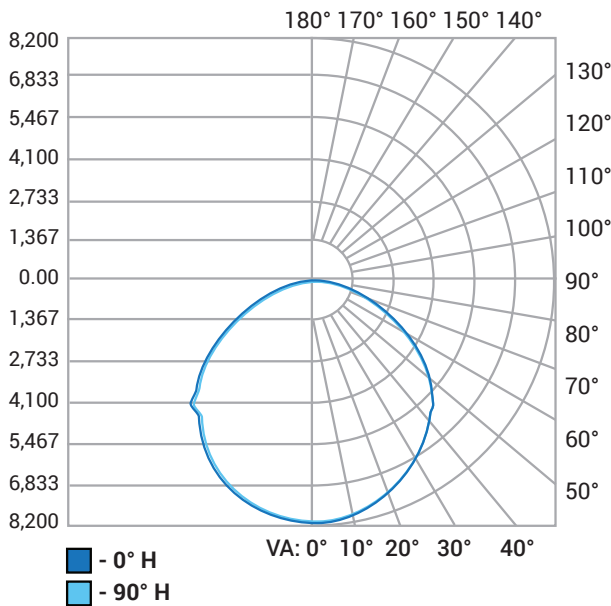
H (ft/m)	LUX	FC	D (ft/m)
6.6' (2m)	1,355.0	125.9	20.4' (6.2m)
9.8' (3m)	602.2	56.0	30.9' (9.4m)
13.1' (4m)	338.7	28.0	41.1' (12.5m)
16.4' (5m)	216.8	17.9	51.2' (15.6m)
19.7' (6m)	150.6	12.4	61.4' (18.7m)

### POLAR CANDELA DISTRIBUTION

### ILLUMINANCE AT A DISTANCE

WATTAGE  
**150W**

VOLTAGE  
**100-277V**



H (ft/m)	LUX	FC	D (ft/m)
6.6' (2m)	2,030.9	188.7	20.4' (6.2m)
9.8' (3m)	902.6	83.9	30.9' (9.4m)
13.1' (4m)	507.7	47.2	41.1' (12.5m)
16.4' (5m)	324.9	30.2	51.2' (15.6m)
19.7' (6m)	225.7	21.0	61.4' (18.7m)

\*Based on operation at 4000K & 120V.

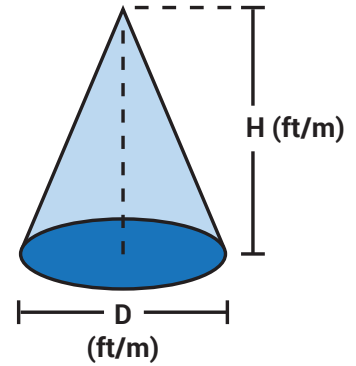
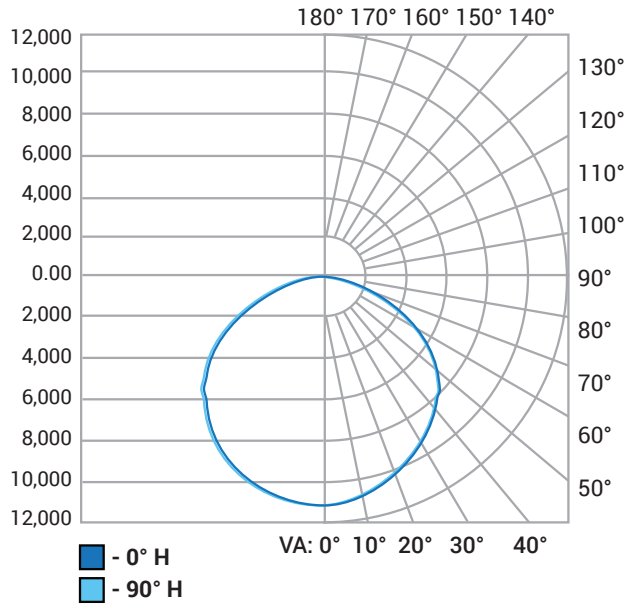
## PHOTOMETRIC INFORMATION

### POLAR CANDELA DISTRIBUTION

### ILLUMINANCE AT A DISTANCE

WATTAGE  
**200W**

VOLTAGE  
**100-277V**



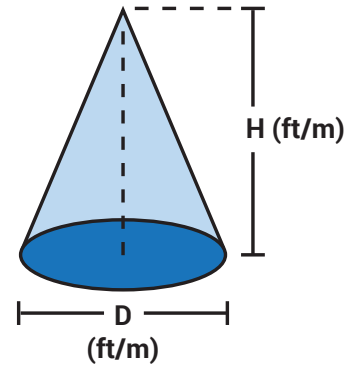
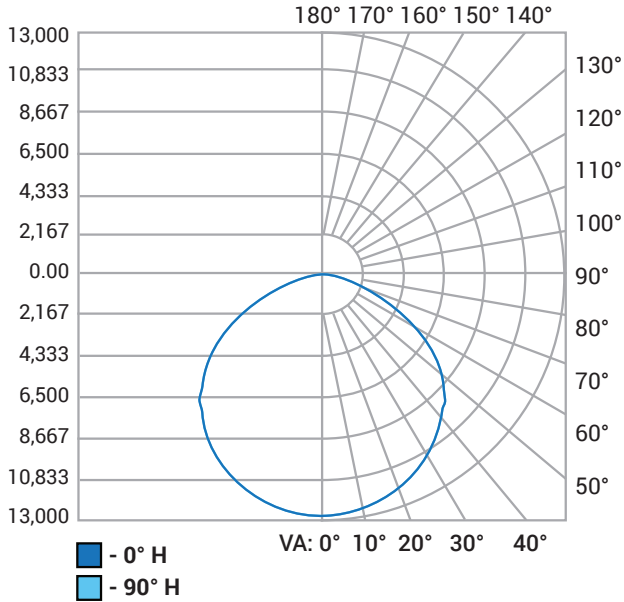
H (ft/m)	LUX	FC	D (ft/m)
6.6' (2m)	2,790.8	259.3	20.7' (6.3m)
9.8' (3m)	1,240.4	115.2	30.9' (9.4m)
13.1' (4m)	697.7	64.8	41.4' (12.6m)
16.4' (5m)	446.5	41.5	51.6' (15.7m)
19.7' (6m)	310.1	28.8	61.8' (18.8m)

### POLAR CANDELA DISTRIBUTION

### ILLUMINANCE AT A DISTANCE

WATTAGE  
**240W**

VOLTAGE  
**100-277V**



H (ft/m)	LUX	FC	D (ft/m)
6.6' (2m)	3,224.3	299.6	20.7' (6.3m)
9.8' (3m)	1,433.0	133.1	30.9' (9.4m)
13.1' (4m)	806.1	74.9	41.1' (12.5m)
16.4' (5m)	515.9	47.9	61.4' (15.7m)
19.7' (6m)	358.3	33.3	61.8' (18.8m)

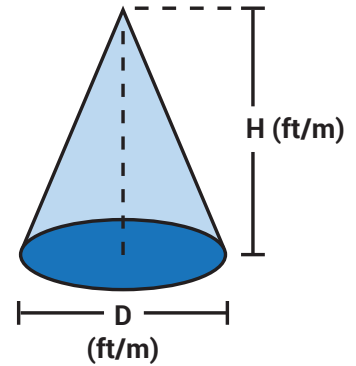
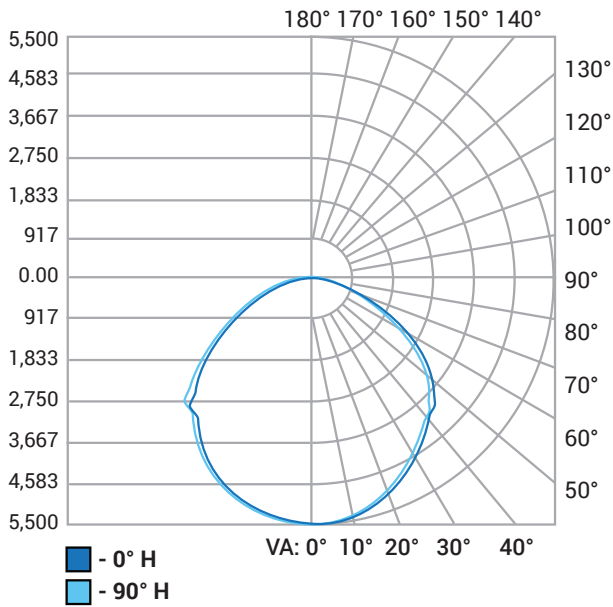
\*Based on operation at 4000K & 120V.

## PHOTOMETRIC INFORMATION

### POLAR CANDELA DISTRIBUTION

### ILLUMINANCE AT A DISTANCE

WATTAGE  
**100W**  
VOLTAGE  
**120-347V**

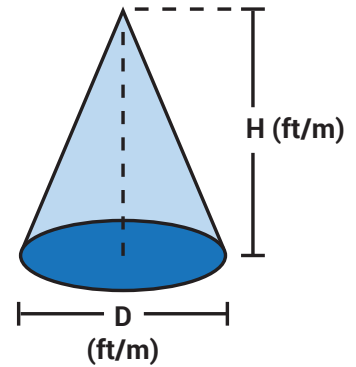
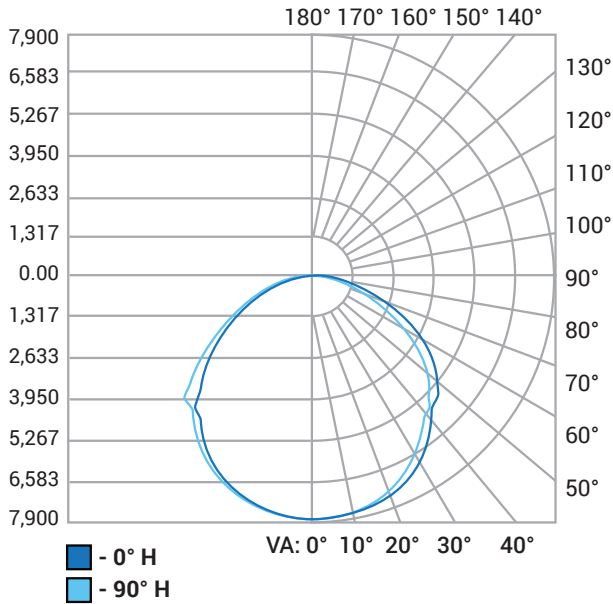


H (ft/m)	LUX	FC	D (ft/m)
6.6' (2m)	1,349.4	125.4	20.4' (6.2m)
9.8' (3m)	599.7	55.7	30.6' (9.3m)
13.1' (4m)	337.4	31.4	40.7' (12.4m)
16.4' (5m)	215.9	20.1	50.9' (15.5m)
19.7' (6m)	149.9	13.9	61.1' (18.6m)

### POLAR CANDELA DISTRIBUTION

### ILLUMINANCE AT A DISTANCE

WATTAGE  
**150W**  
VOLTAGE  
**120-347V**



H (ft/m)	LUX	FC	D (ft/m)
6.6' (2m)	1,950.9	181.2	20.4 (6.2m)
9.8' (3m)	867.1	80.6	30.6' (9.3m)
13.1' (4m)	487.7	45.3	40.7' (12.4m)
16.4' (5m)	312.2	29.0	51.2 (15.6m)
19.7' (6m)	216.8	20.1	61.4' (18.7m)

\*Based on operation at 4000K & 347V.

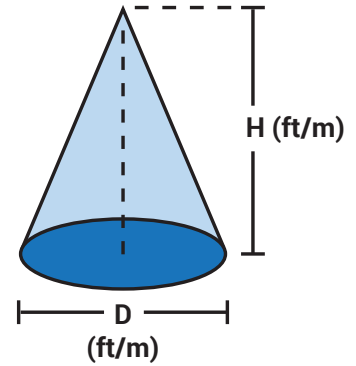
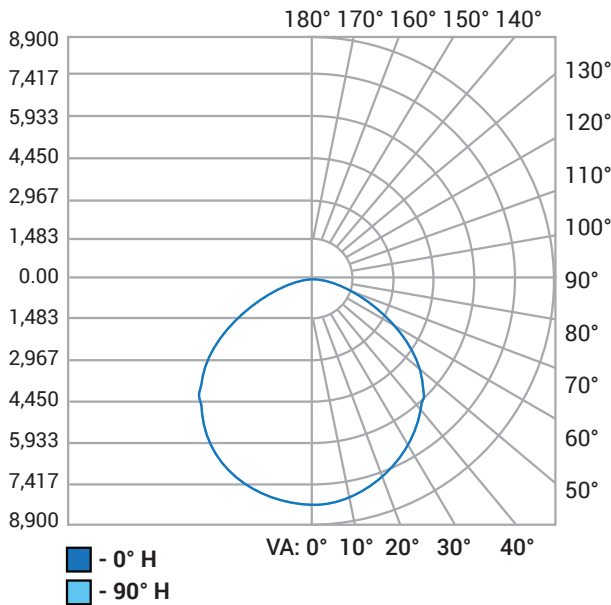
## PHOTOMETRIC INFORMATION

### POLAR CANDELA DISTRIBUTION

### ILLUMINANCE AT A DISTANCE

WATTAGE  
**200W**

VOLTAGE  
**120-347V**



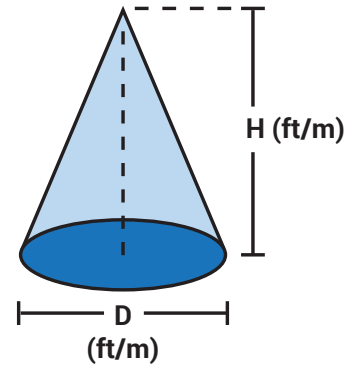
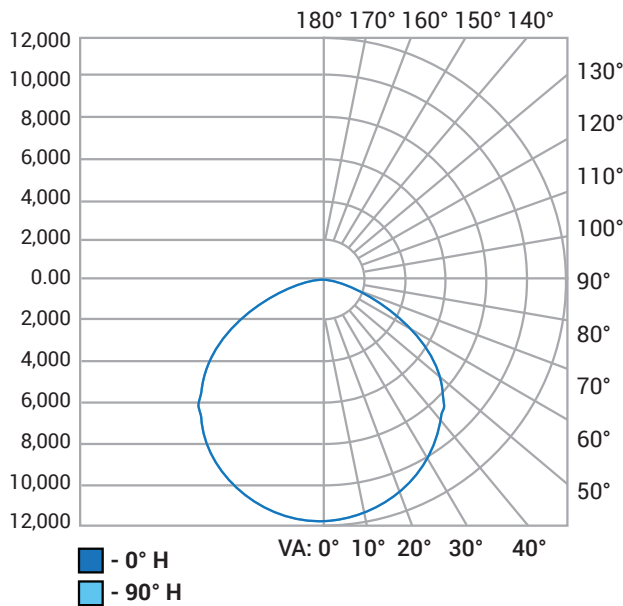
H (ft/m)	LUX	FC	D (ft/m)
6.6' (2m)	2,651.3	181.2	20.7' (6.3m)
9.8' (3m)	1,178.3	80.6	30.9' (9.4m)
13.1' (4m)	662.8	45.3	41.1' (12.5m)
16.4' (5m)	424.2	29.0	51.2' (15.6m)
19.7' (6m)	294.6	20.1	61.8' (18.8m)

### POLAR CANDELA DISTRIBUTION

### ILLUMINANCE AT A DISTANCE

WATTAGE  
**240W**

VOLTAGE  
**120-347V**



H (ft/m)	LUX	FC	D (ft/m)
6.6' (2m)	3,197.2	299.6	20.4' (6.2m)
9.8' (3m)	1,421.0	133.1	30.9' (9.4m)
13.1' (4m)	799.3	74.9	41.1' (12.5m)
16.4' (5m)	511.6	47.9	51.2' (15.6m)
19.7' (6m)	355.2	33.0	61.4' (18.7m)

\*Based on operation at 4000K & 347V.