

Model #	
Type	
Project	
Date	


LS2-SERIES LINEAR STRIP

The LS2-Series Linear Strip is a dimmable, low profile solution for any cove or undercabinet project. Available in a variety of lengths with the ability to connect up to 10 strips on one pass, they are the most versatile way to give your project a custom look.



HIGHLIGHTS


- Up to 450 lumen per foot
- Direct AC 120V Input
- On/Off switch available on most models
- T5 shape for retrofit applications
- Polycarbonate lens cover
- High strength aluminum for durability and optimum heat dissipation
- Available in 9", 14", 23" 35" and 47" lengths
- Selectable CCT available in 14", 23" 35" and 47" lengths
- Backed by a worry-free 5 year warranty



APPLICATIONS

Low profile solution for any cove or undercabinet projects.

DIMENSIONS					
VOLTAGE (V)	POWER (W)	L (inches/mm)	W (inches/mm)	H (inches/mm)	WEIGHT (kg/lbs)
100-130V	3	9" (228 mm)	1" (25 mm)	1 3/16" (30 mm)	140 g / 5 oz
	5	13 9/16" (344 mm)	1" (25 mm)	1 3/16" (30 mm)	190 g / 7 oz
	9	22 5/8" (575 mm)	1" (25 mm)	1 3/16" (30 mm)	250 g / 9 oz
	14	34 1/2" (876 mm)	1" (25 mm)	1 3/16" (30 mm)	340 g / 12 oz
	18	46 1/4" (1175 mm)	1" (25 mm)	1 3/16" (30 mm)	430 g / 15 oz



ORDERING GUIDE

SERIES	LENGTH & POWER (W)	CCT
LS2	93* : 9", 3W 145** : 14", 5W 239** : 23", 9W 3514** : 35", 14W 4718** : 47", 18W	3 : 3000K 4 : 4000K 5 : 5000K S : 3000K / 4000K / 5000K selectable Notes: *only available with fixed CCT options; "3/4/5" **only available with selectable CCT option "S"
MODEL SELECTION		
SERIES	LENGTH & POWER (W)	CCT
LS2	- 145	- S

EXAMPLE: LS2-145-S

ACCESSORIES SELECTION

ORDER	MODEL #	DESCRIPTION
	LS2-CON06	6" Interconnect Wire
	LS2-CON12	12" Interconnect Wire
	LS2-CON36	36" Interconnect Wire
	LS2-JB	Junction Box (120V)
	LS2-JBS	Junction Box with switch (120V)
	LS2-PC6	72" AC Power Cord
	LS2-MAGCLIP	Magnetic clips (Set of 3 clips)
	LS2-MAGCLIP-90	Magnetic mounting clips with 90 degree elbow (Set of 3 clips)

PRODUCT FEATURES

CONSTRUCTION

- Powder coated white aluminum
- Polycarbonate lens

ELECTRICAL

- TRIAC dimming, dim-to-off (0.1%)
- On/Off switch mounted on side of fixture. No switch on the 9" models
- Color temperature (3000K, 4000K, 5000K) selection switch mounted on side of fixture (not available on 9" models)
- Power Factor >0.9
- THD <20%

INSTALLATION

- Required for power connection (not included): Junction Box (LS2-JBx) or Power Cord (LS2-PC6) to connect to electrical source
- Bracket Mount (included)
- Double-ended connector (included)
- A total of ten (10) LS2 strips of any length can be connected on a single run
- Magnetic clips (not included): Add LS2-MAGCLIP or LS2-MAGCLIP-90 to mount LS2 strips to ferrous metal surfaces

LISTINGS & RATINGS

- cULus
- Dry Location
- Listed for use in: -20°C to -40°C (-4°F to 104°F)

RATED LIFE & WARRANTY









- LED system: >50,000 hours at L70
- 5 year warranty (visit premiseled.com/warranty/)

ORDERING INFORMATION

INPUT VOLTAGE	POWER (W)	CCT (K)	MODEL NUMBER	DELIVERED LUMENS (lm)	EFFICACY (lm/W)
100-130V	3W	3K	LS2-93-3	256 lm	85 lm/W
		4K	LS2-93-4	264 lm	88 lm/W
		5K	LS2-93-5	350 lm	100 lm/W
	5W	3K	LS2-145-S	500 lm	100 lm/W
		4K			
		5K			
	9W	3K	LS2-239-S	900 lm	100 lm/W
		4K			
		5K			
	14W	3K	LS2-3514-S	1,400 lm	100 lm/W
		4K			
		5K			
	18W	3K	LS2-4718-S	2,000 lm	100 lm/W
		4K			
		5K			

OPTIONAL ACCESSORIES

MOUNTING ACCESSORIES

IMAGE	DESCRIPTION	MODEL NUMBER
	6" Interconnect Wire for LS2	LS2-CON06
	12" Interconnect Wire for LS2	LS2-CON12
	36" Interconnect Wire for LS2	LS2-CON36
	Junction Box for LS2, 120VAC	LS2-JB
	Junction Box with Switch for LS2, 120VAC	LS2-JBS
	72" AC Power Cord for LS2	LS2-PC6
	Magnetic clips	LS2-MAGCLIP (Set of 3 clips)
	Magnetic mounting clips with 90 degree elbow	LS2-MAGCLIP-90 (Set of 3 clips)

PACKING INFORMATION

MODEL	CASE QUANTITY	PALLET QUANTITY
9", 3W	CASE OF 50	-
14", 5W	CASE OF 50	-
23", 9W	CASE OF 50	-
35", 14W	CASE OF 25	-
47", 18W	CASE OF 25	-

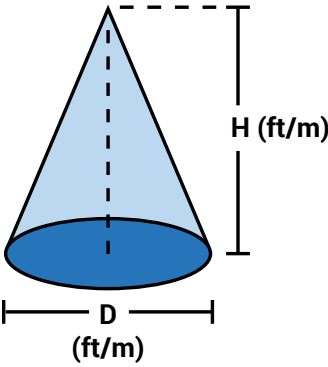
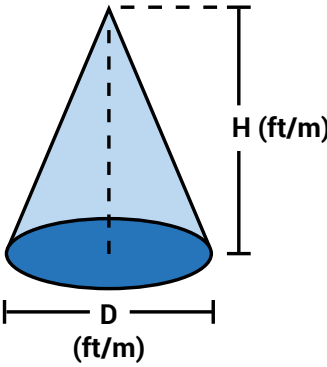
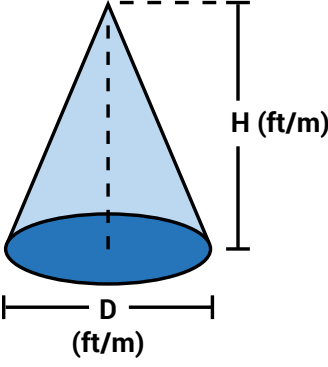
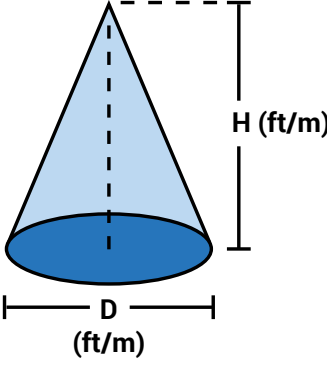
ELECTRICAL INFORMATION

INPUT VOLTAGE	LENGTH & POWER (W)	APPARENT POWER (VA)	SYSTEM POWER (W)	CURRENT DRAW AT 120V _{ac}
100-130V	9", 3W	4.0VA	3.2W	0.040A
	14", 5W	5.1VA	5.0W	0.043A
	23", 9W	9.1VA	9.0W	0.077A
	35", 14W	14.2VA	14W	0.119A
	47", 18W	18.3VA	18.0W	0.153A

PHOTOMETRIC INFORMATION

ILLUMINANCE AT A DISTANCE

ILLUMINANCE AT A DISTANCE

<p>LENGTH 9'</p> <p>WATTAGE 3W</p> <p>VOLTAGE 100-120V</p>					<p>LENGTH 14'</p> <p>WATTAGE 5W</p> <p>VOLTAGE 100-130V</p>				
	H (ft/m)	LUX	FC	D (ft/m)		H (ft/m)	LUX	FC	D (ft/m)
	6.6' (2m)	16.4	1.5	60.4' (18.4m)		6.6' (2m)	16.4	1.5	60.4' (18.4m)
	9.8' (3m)	7.3	0.7	90.7' (27.6m)		9.8' (3m)	7.3	0.7	90.7' (27.6m)
	13.1' (4m)	4.1	0.4	120.6' (36.7m)		13.1' (4m)	4.1	0.4	120.6' (36.7m)
	16.4' (5m)	2.6	0.2	150.8' (45.9m)		16.4' (5m)	2.6	0.2	150.8' (45.9m)
19.7' (6m)	1.8	0.2	181.0' (55.1m)	19.7' (6m)	1.8	0.2	181.0' (55.1m)		
<p>LENGTH 23'</p> <p>WATTAGE 9W</p> <p>VOLTAGE 100-130V</p>					<p>LENGTH 35'</p> <p>WATTAGE 14W</p> <p>VOLTAGE 100-130V</p>				
	H (ft/m)	LUX	FC	D (ft/m)		H (ft/m)	LUX	FC	D (ft/m)
	6.6' (2m)	48.4	4.5	75.2' (22.9m)		6.6' (2m)	73.1	6.8	67.3' (20.5m)
	9.8' (3m)	21.5	2.0	38.8' (34.3m)		9.8' (3m)	32.5	3.0	100.8' (30.7m)
	13.1' (4m)	12.1	1.1	150.1' (45.7m)		13.1' (4m)	18.3	1.7	134.4' (40.9m)
	16.4' (5m)	7.7	0.7	178.9' (57.2m)		16.4' (5m)	11.7	1.1	167.9' (51.1m)
19.7' (6m)	5.4	0.5	225.4' (68.6m)	19.7' (6m)	8.1	0.8	201.7' (61.4m)		

*Based on operation at 4000K & 120V.

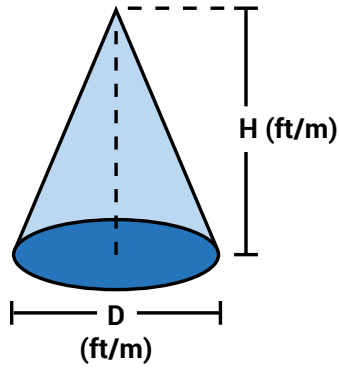
PHOTOMETRIC INFORMATION

ILLUMINANCE AT A DISTANCE

LENGTH
47'

WATTAGE
18W

VOLTAGE
100-130V



H (ft/m)	LUX	FC	D (ft/m)
6.6' (2m)	103.5	9.6	75.2' (22.9m)
9.8' (3m)	46.0	4.3	38.8' (34.3m)
13.1' (4m)	25.9	2.4	150.1' (45.7m)
16.4' (5m)	16.6	1.5	178.9' (57.2m)
19.7' (6m)	11.5	1.1	225.4' (68.6m)

*Based on operation at 4000K & 100V.